



EFFICACY REPORT



CONTENTS

2021 EDITION

EFFICACY DATA

PULSES (lentils & peas)

PREMIER TECH

PROFILE

INNOVATION

EXPERTISE

TECHNOLOGIES

FACT INFO

MYCORRHIZAE

RHIZOBIUM

TRIPARTITE SYMBIOSIS

CANOLA ROTATION

PRODUCT OFFER

PULSES

LENTILS & PEAS





2.7 bu/ac 178 kg/ha

LENTILS

AVERAGE YIELD INCREASE

62 sites over 11 years
Canada

10.1%

Lentil split field with AGTIV® PULSES vs competitor inoculant.
Plant growth and health is enhanced on the right,
and row closure occurs sooner in AGTIV® lentil fields.



Enhanced root development leads to thicker stems,
which help lentils stand better and increases ease of harvest.



EFFICACY REPORT

SUMMARY – MYCORRHIZAL & RHIZOBIAL INOCULANT

► PLOT & STRIP TRIALS

Research partners: GMAC's Ag Team, Wheatland Conservation Area, Prairie Ag research, and Small Plot Inc.

Research site: Brock (SK), Swift Current (SK), Coalhurst (AB), and Vulcan (AB) Canada

Treatments: a) AGTIV® PULSES – Dual inoculant*;
b) Competitor inoculant A*;
c) Competitor inoculant B*;
d) Competitor inoculant C*;
e) Competitor inoculant D*.

Experimental design: 23 replicated plots per treatment (one trial with 6, one with 7, one with 8 and one strip trial with two replicated) in randomized complete block design

*Products applied according to manufacturers recommended rate.



LENTILS

Table 1. Summary of Lentil yields (bu/ac) per trial.

Location	Year	AGTIV® PULSES Dual inoculant	Competitor inoculant A	Competitor inoculant B	Competitor inoculant C	Competitor inoculant D
Brock (SK)	2015	18.4	13.4	11.4		
Swift Current (SK)	2016	50.1	43.3	41.1	37.7	
Coalhurst (AB)	2017	19.5	19.1	19.2	18.5	
Vulcan (AB)	2019	32.6	28.8			28.4

Table 2. Summary of Lentil yields (kg/ha) per trial.

Location	Year	AGTIV® PULSES Dual inoculant	Competitor inoculant A	Competitor inoculant B	Competitor inoculant C	Competitor inoculant D
Brock (SK)	2015	1237	901	766		
Swift Current (SK)	2016	3367	2910	2762	2533	
Coalhurst (AB)	2017	1310	1284	1290	1243	
Vulcan (AB)	2019	2192	1937			1910

EFFICACY REPORT

2020 – ON SEED RHIZOBIUM WITH INOCULANT EXTENDER

► LAB TEST

Test description: Nodulation tests on pea plants inoculated with ON SEED PTB160 Technology - *Rhizobium leguminosarum* biovar *vicea* with the AGTIV® Inoculant Extender for Pulses after different storage lengths & temperatures.

Research site: Premier Tech Campus (QC), Canada

Pea variety: CDC Meadowland treated with Cruiser Maxx

Experimental design: 12 plants per treatment.

Treatments:

AGTIV® ON SEED™ RHIZO • Powder for Pulses
with AGTIV® Inoculant Extender for Pulses:

- b) stored for 7 days at 8-12°C;
- c) stored for 20 days at 8-12°C;
- d) stored for 30 days at 8-12°C;
- e) stored for 60 days at 8-12°C;
- f) stored for 7 days at 20-24°C;
- g) stored for 20 days at 20-24 °C;
- h) stored for 30 days at 20-24 °C;
- i) stored for 60 days at 20-24 °C;

AGTIV® ON SEED™ RHIZO • Powder for Pulses
without AGTIV® Inoculant Extender for Pulses:

- j) stored for 7 days at 8-12°C;
- k) stored for 20 days at 8-12°C;
- l) stored for 30 days at 8-12°C;
- m) stored for 60 days at 8-12°C;
- n) stored for 7 days at 20-24°C;
- o) stored for 20 days at 20-24 °C;
- p) stored for 30 days at 20-24 °C;
- q) stored for 60 days at 20-24 °C;

Table 1. Weighted nodule numbers with 8 to 12°C seed storage

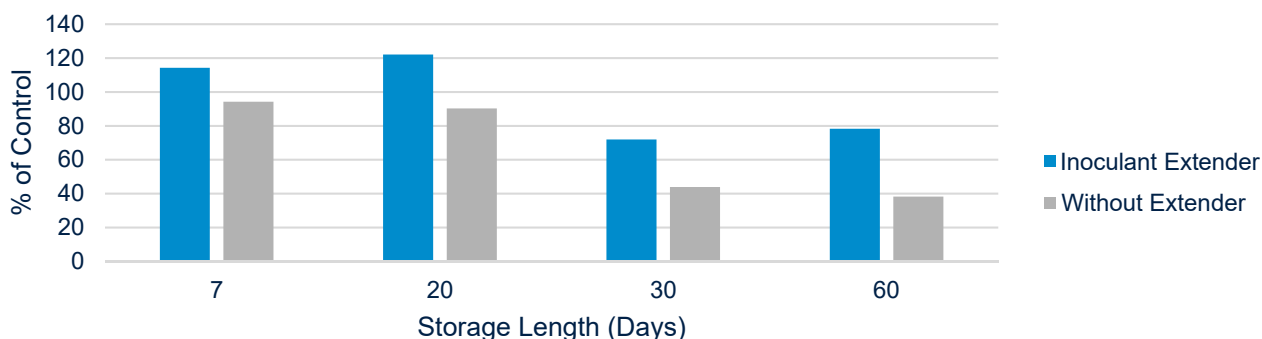
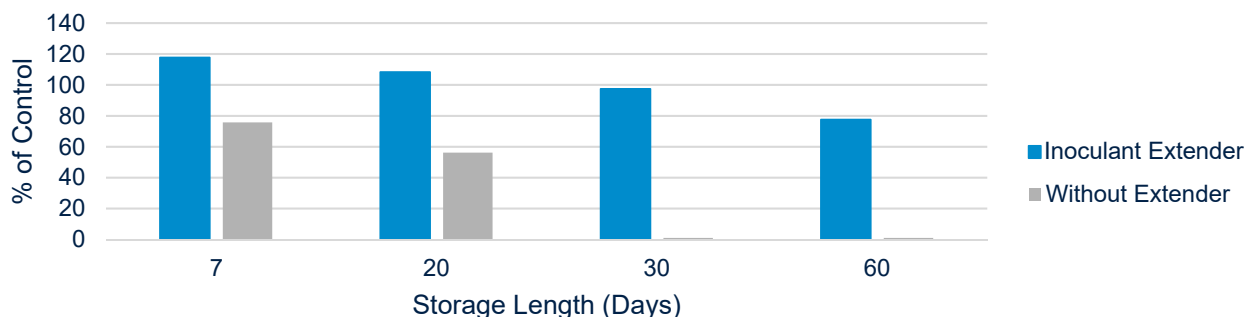


Table 2. Weighted nodule numbers with 20 to 24°C seed storage



COMPATIBILITY REPORT

2020 – RHIZOBIUM & BRADYRHIZOBIUM WITH ALPINE G22®

► LAB TEST

Test description: Nodulation tests on plants inoculated with PTB160 Technology - *Rhizobium leguminosarum* biovar *vicea* (peas) or PTB162 Technology - *Bradyrhizobium japonicum* (soybean) at different contact times with Alpine G22® Liquid Fertilizer prior to seeding.

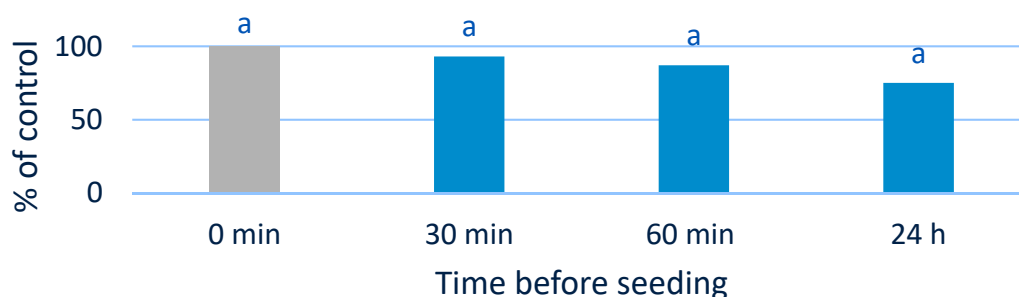
Research site: Premier Tech Campus (QC), Canada

Treatments for PTB160 and PTB162:

- a) PTB160 / PTB162 in contact with Alpine G22® directly at seeding;
- b) PTB160 / PTB162 in contact with Alpine G22® 30 minutes before seeding;
- c) PTB160 / PTB162 in contact with Alpine G22® 60 minutes before seeding;
- d) PTB160 / PTB162 in contact with Alpine G22® 24 hours before seeding.

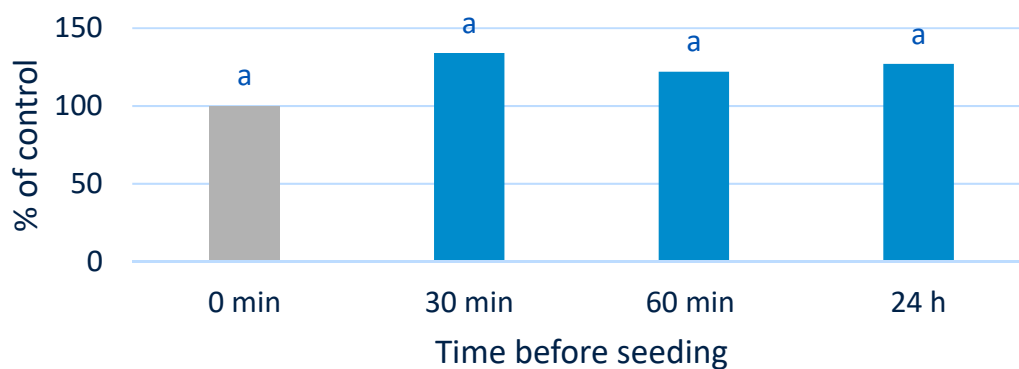
Experimental design: 6 plants per treatment. Nodulation was observed after 25 days. Fertilizer was applied at 37 l/ha (4 gal/ac).

Table 1. Summary for the weighted nodule numbers for PTB160.



Lowercase letters indicate Duncan ranking of averages at 5% confidence interval.

Table 2. Summary for the weighted nodule numbers for PTB162.



Lowercase letters indicate Duncan ranking of averages at 5% confidence interval.

COMPATIBILITY REPORT

2020 – RHIZOBIUM & BRADYRHIZOBIUM WITH AMMONIUM THIOSULFATE

► LAB TEST

Test description: Nodulation tests on plants inoculated with PTB160 Technology - *Rhizobium leguminosarum* biovar *vicea* (peas) or PTB162 Technology - *Bradyrhizobium japonicum* (soybean) at different contact times with Ammonium Thiosulfate Liquid Fertilizer prior to seeding.

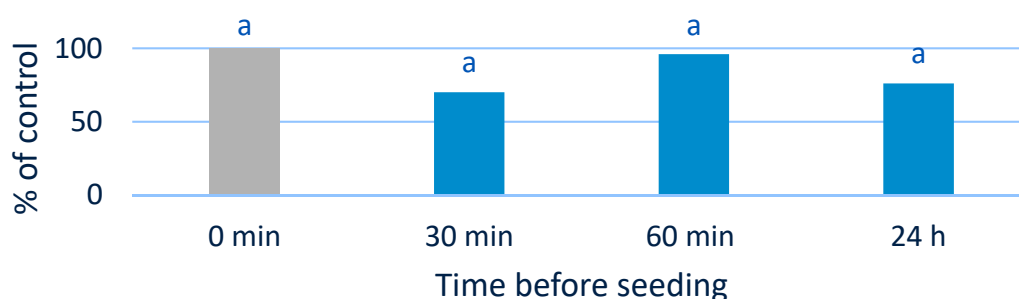
Research site: Premier Tech Campus (QC), Canada

Treatments for PTB160 and PTB162:

- a) PTB160 / PTB162 in contact with Ammonium Thiosulfate directly at seeding;
- b) PTB160 / PTB162 in contact with Ammonium Thiosulfate 30 minutes before seeding;
- c) PTB160 / PTB162 in contact with Ammonium Thiosulfate 60 minutes before seeding;
- d) PTB160 / PTB162 in contact with Ammonium Thiosulfate 24 hours before seeding.

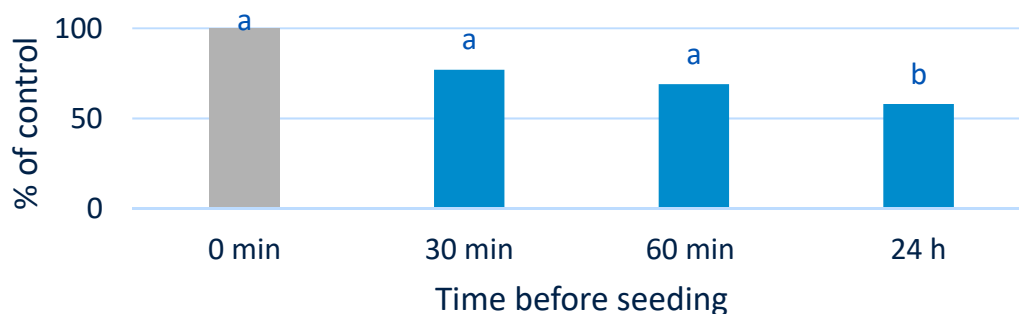
Experimental design: 8 plants per treatment. Nodulation was observed after 25 days. Fertilizer was applied at 37 l/ha (4 gal/ac).

Table 1. Summary for the weighted nodule numbers for PTB160.



Lowercase letters indicate Duncan ranking of averages at 5% confidence interval.

Table 2. Summary for the weighted nodule numbers for PTB162.



Lowercase letters indicate Duncan ranking of averages at 5% confidence interval.

COMPATIBILITY REPORT

2020 – RHIZOBIUM & BRADYRHIZOBIUM WITH AMMONIUM POLYPHOSPHATE

► LAB TEST

Test description: Nodulation tests on plants inoculated with PTB160 Technology - *Rhizobium leguminosarum* biovar *vicea* (peas) or PTB162 Technology - *Bradyrhizobium japonicum* (soybean) at different contact times with Ammonium Polyphosphate Liquid Fertilizer prior to seeding.

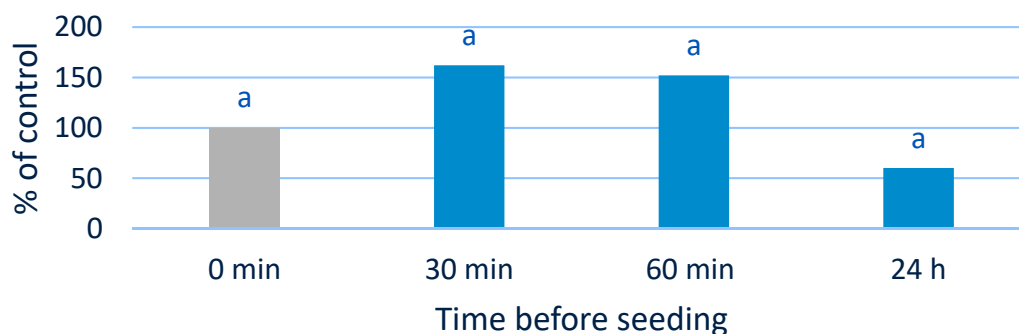
Research site: Premier Tech Campus (QC), Canada

Treatments for PTB160 and PTB162:

- a) PTB160 / PTB162 in contact with Ammonium Polyphosphate directly at seeding;
- b) PTB160 / PTB162 in contact with Ammonium Polyphosphate 30 minutes before seeding;
- c) PTB160 / PTB162 in contact with Ammonium Polyphosphate 60 minutes before seeding;
- d) PTB160 / PTB162 in contact with Ammonium Polyphosphate 24 hours before seeding.

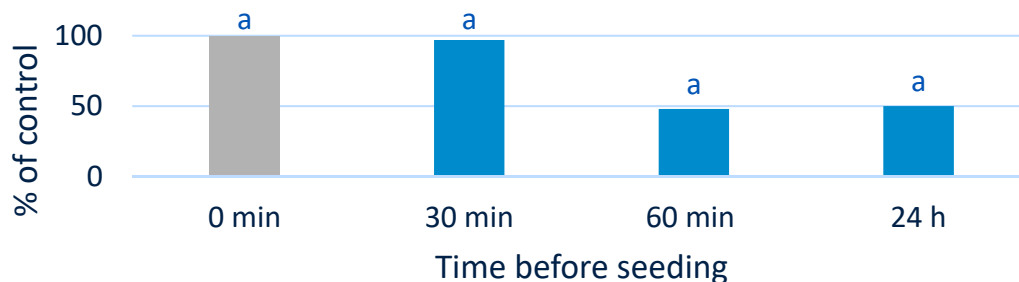
Experimental design: 8 plants per treatment. Nodulation was observed after 25 days. Fertilizer was applied at 37 l/ha (4 gal/ac).

Table 1. Summary for the weighted nodule numbers for PTB160.



Lowercase letters indicate Duncan ranking of averages at 5% confidence interval.

Table 2. Summary for the weighted nodule numbers for PTB162.



Lowercase letters indicate Duncan ranking of averages at 5% confidence interval.

COMPATIBILITY REPORT

2020 – RHIZOBIUM & BRADYRHIZOBIUM WITH AGROCENTRE FERTILIZER

► LAB TEST

Test description: Nodulation tests on plants inoculated with PTB160 Technology - *Rhizobium leguminosarum* biovar *vicea* (peas) or PTB162 Technology - *Bradyrhizobium japonicum* (soybean) at different contact times with Agrocentre fertilizer prior to seeding.

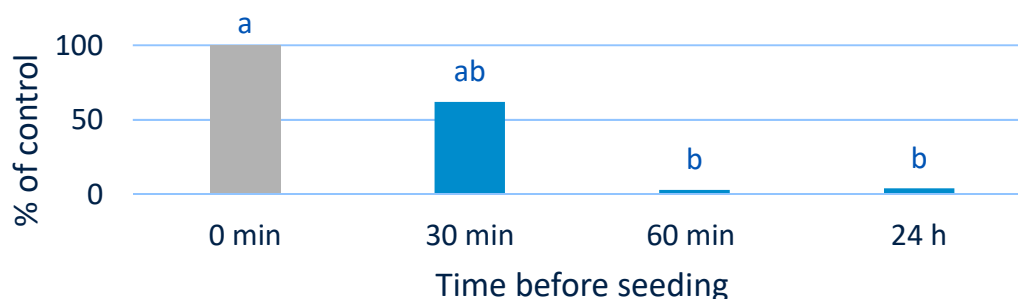
Research site: Premier Tech Campus (QC), Canada

Treatments for PTB160 and PTB162:

- a) PTB160 / PTB162 in contact with Agrocentre fertilizer directly at seeding;
- b) PTB160 / PTB162 in contact with Agrocentre fertilizer 30 minutes before seeding;
- c) PTB160 / PTB162 in contact with Agrocentre fertilizer 60 minutes before seeding;
- d) PTB160 / PTB162 in contact with Agrocentre fertilizer 24 hours before seeding.


Experimental design: 8 plants per treatment. Nodulation was observed after 25 days. Fertilizer was applied at 37 l/ha (4 gal/ac).

Table 1. Summary for the weighted nodule numbers for PTB160.



Lowercase letters indicate Duncan ranking of averages at 5% confidence interval.

Table 2. Summary for the weighted nodule numbers for PTB162.



Lowercase letters indicate Duncan ranking of averages at 5% confidence interval.

COMPATIBILITY REPORT

2020 – RHIZOBIUM & BRADYRHIZOBIUM WITH UREA AMMONIUM NITRATE

► LAB TEST

Test description: Nodulation tests on plants inoculated with PTB160 Technology - *Rhizobium leguminosarum* biovar *vicea* (peas) or PTB162 Technology - *Bradyrhizobium japonicum* (soybean) at different contact times with Urea Ammonium Nitrate Liquid Fertilizer prior to seeding.

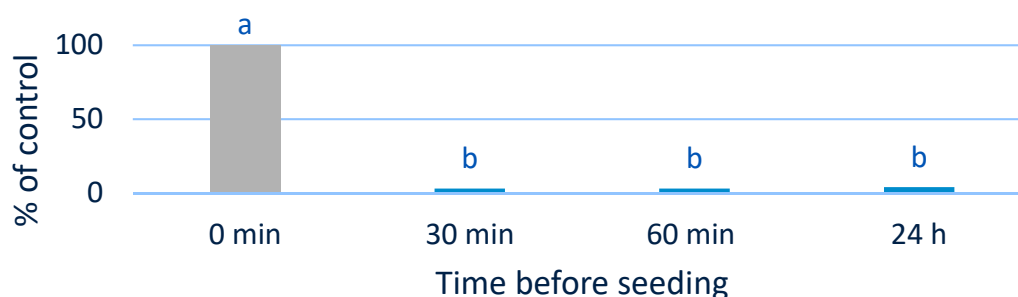
Research site: Premier Tech Campus (QC), Canada

Treatments for PTB160 and PTB162:

- a) PTB160 / PTB162 in contact with Urea Ammonium Nitrate directly at seeding;
- b) PTB160 / PTB162 in contact with Urea Ammonium Nitrate 30 minutes before seeding;
- c) PTB160 / PTB162 in contact with Urea Ammonium Nitrate 60 minutes before seeding;
- d) PTB160 / PTB162 in contact with Urea Ammonium Nitrate 24 hours before seeding.

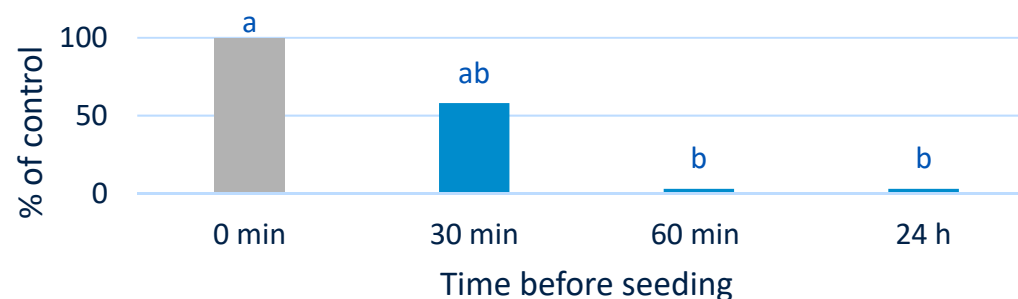
Experimental design: 8 plants per treatment. Nodulation was observed after 25 days. Fertilizer was applied at 37 l/ha (4 gal/ac).

Table 1. Summary for the weighted nodule numbers for PTB160.



Lowercase letters indicate Duncan ranking of averages at 5% confidence interval.

Table 2. Summary for the weighted nodule numbers for PTB162.



Lowercase letters indicate Duncan ranking of averages at 5% confidence interval.

COMPATIBILITY REPORT

2019 – RHIZOBIUM ON SEED

► LAB TEST

Test description: Nodulation tests on plants inoculated with PTB160 Technology - *Rhizobium leguminosarum* biovar *vicea* (peas) and fungicides applied on seeds for different periods of time prior to seeding. Treated seeds were stored in a cold room (temperature between 4°C to 8°C).

Research site: Premier Tech Campus (QC), Canada

Treatments: a) PTB160 applied at seeding;
b) PTB160 & fungicide (Cruiser Maxx Vibrance Pulses) applied at seeding;
c) Seeds treated with PTB160, Cruiser Maxx Vibrance Pulses & water;
d) Seeds treated with PTB160, Cruiser 5FS & water;
e) Seeds treated with PTB160, Apron Maxx RTA & water;
f) Seeds treated with PTB160, Vibrance 500 FS & water;
g) Seeds treated with PTB160, Intego Solo & water.

Experimental design: 4 plants per treatment in randomized block design. Nodule count was done after 25 days.

Table 1. Summary of weighted nodule numbers


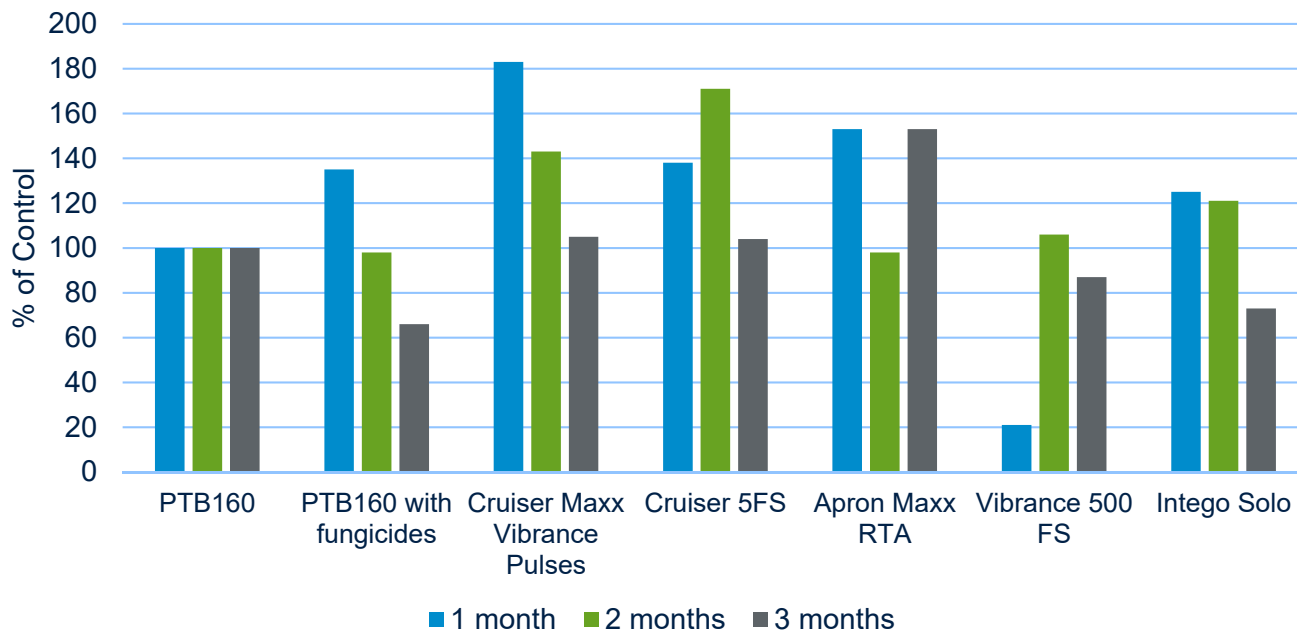


Figure 1. Plants during the test

EFFICACY REPORT

2019 – MYCORRHIZAL & RHIZOBIAL INOCULANT

► PLOT TRIAL

Research partner: Small Plot Inc.

Research site: Vulcan (AB), Canada

Treatments: a) ALPINE G22™ Liquid*;
b) ALPINE G22™ and AGTIV® COMBO • Liquid for PULSES*;
c) ALPINE G22™ and Competitor inoculant A*;
d) ALPINE G22™ and Competitor inoculant D*.

Experimental design: 6 replicated plots per treatment in randomized complete block design

Lentil variety: Pedigree CDC Proclaim

Previous crop: Canola

Seeding details: Seeded May 14th, 2019 at 65 lb/ac with a 22.8 cm row spacing.
Products were applied in-furrow.

*Products applied according to manufacturers' recommended rate



LENTILS

Table 1. **Summary of Lentil yields per treatment.**

Treatment	Yield ¹ (bu/ac)	Yield ¹ (kg/ha)
ALPINE G22™ Liquid	25.0 ^a	1681 ^a
ALPINE G22™ and AGTIV® COMBO • Liquid for PULSES	32.6 ^b	2192 ^b
ALPINE G22™ and Competitor inoculant A	28.8 ^{ab}	1937 ^{ab}
ALPINE G22™ and Competitor inoculant D	28.4 ^{ab}	1910 ^{ab}

¹ Yields followed by different letters are significantly different (LSD Test at p<0.05). Data from bloc 1 were not analyzed due to a high presence of *Kochia scoparia*.

Plot operational notes and rain fall.

- No fertilization other than ALPINE G22™
- One herbicide application on June 6th, 2019
- Plants were dessicated September 22th and combined October 17th, 2019.

Month	Precipitation (mm)
May	16
June	50
July	16
August	25
TOTAL	107

EFFICACY REPORT

2016 – MYCORRHIZAL & RHIZOBIAL INOCULANT

► PLOT TRIAL

Research partner: Wheatland Conservation Area

Research site: Swift Current (SK), Canada

Treatments: a) AGTIV® PULSES • Granular applied at 5 lb/ac*;
b) AGTIV® RHIZO • Granular for PULSES in granular form applied at 5 lb/ac*;
c) Competitor inoculant A applied at 3.6 lb/ac*;
d) Competitor inoculant B applied at 3.6 lb/ac*;
e) Competitor inoculant C applied at 5.1 lb/ac*.

Experimental design: 8 replicated plots per treatment in randomized complete block design

Lentil variety: Small Red Lentils, Imax CL variety

Previous crop: Canola

Seeding details: Seeded at 68 lb/ac to obtain 12 plants/ft² using Fabro plot drill, Atomjet knife openers

Fertility: 98 lb/ac of 11-52-0 side banded

Data analysis: All data from replicate 7 was removed as this area was noted by Wheatland Conservation Area to be a lower part of the field and that the yield was significantly lower than the average in the affected plots. The lower part of the field also had a damaging effect on the first plot of replicate 8, which was the competitor inoculant B treatment, and that data point was also removed for the above analysis.

*Granular products applied according to manufacturers recommended rate.



LENTILS

Table 1. Summary of Lentil yields per treatment.

Treatment	Yield (bu/ac) ¹	Yield (kg/ha) ¹
AGTIV® PULSES • Granular (dual inoculant)	50.1 ^b	3369 ^b
AGTIV® RHIZO • Granular for PULSES (single inoculant)	46.6 ^b	3134 ^b
Competitor inoculant A	43.3 ^{a,b}	2912 ^{a,b}
Competitor inoculant B	41.1 ^a	2764 ^a
Competitor inoculant C	37.7 ^{a2}	2535 ^{a2}

¹ Average yields followed by different letters are significantly different using Duncan's multiple range test at $p \leq 0.1$.

² The difference in yield is significant at $p = 0.012$, compared with AGTIV® PULSES • Granular (dual inoculant).

Plot operational notes and rain fall.

- Preseed burnoff with RT 540 at 0.67 L/ac
- Applied Edge pre-seed at 15 lb/ac
- Incrop with Odyssey at 17.3 g/ac
+ Poast Ultra at 190 ml/ac
+ Merge at 0.5 L/100 L spray solution.
- Priaxor at 180 ml/ac at 10% flower
- Dessicated with Reglone @ 700 ml/ac + agsurf adjuvant at 0.1 L/100 L of spray solution
- Combined with winterstieger

Month	Precipitation (mm)
April	7
May	129.3
June	85.1
July	115
August	58
September	39
October until the 5 th	58
TOTAL	491.4

EFFICACY REPORT

2015 – MYCORRHIZAL & RHIZOBIAL INOCULANT

► STRIP TRIAL

Research partner: GMAC's Ag Team

Research site: Brock (SK), Canada

Objective: This field trial will evaluate the performance of competitor inoculant brands with an emphasis on comparing granular formulations against the competitor inoculant D liquid formulation on lentil.

Treatments: a) AGTIV® PULSES • Granular applied at 5 lb/ac*;
 b) Competitor inoculant A granular applied at 3.6 lb/ac*;
 c) Competitor inoculant B granular applied at 3.6 lb/ac*;
 d) Competitor inoculant C granular applied at 3.6 lb/ac*;
 e) Competitor inoculant D liquid applied at 76 ml/bu*;
 f) Competitor inoculant D liquid applied at 76 ml/bu
 + Competitor inoculant B granular applied at 1.8 lb/ac*.

Experimental design: Site at Brock was laid out using a completely randomized design (CRD) with a minimum of two treatment replicates. See field layout below.

*Products applied according to manufacturers recommended rate.



LENTILS

Table 1. Summary of Lentil yields per treatment.

Treatment	Yield (bu/ac)	Yield (kg/ha)
AGTIV® PULSES • Granular (dual inoculant)	18.4	1237
Competitor inoculant A	13.4	901
Competitor inoculant B	11.4	767
Competitor inoculant C	11.8	794
Competitor inoculant D	11.3	760
Competitor inoculant D + B	11.1	747

Plot operational notes and rain fall.

Treatments were seeded on May 9th 2015, sprayed, and harvested on August 31st 2015, using the growers' existing machinery. Trial site were managed the same across all treatments, excluding the application of inoculant. In-season herbicide, fungicide, and insecticide, applications were all registered practices and made in accordance to product labels. Harvest data was scaled with weigh wagons then recorded.

Month	Precipitation (in)
May	0.8
June	1.43
July	2.31
TOTAL	4.54



Field layout



3.3 bu/ac 223 kg/ha

PEAS

AVERAGE YIELD INCREASE

21 sites over 9 years
Canada **6.2%**

Pea split field with AGTIV® PULSES vs competitor inoculant.
Plant growth and health is enhanced on the right,
and row closure occurs sooner in AGTIV® pea fields.



AGTIV® pea plants have a better developed root system
with more branching, which leads to increased plant health and growth.



EFFICACY REPORT

SUMMARY – MYCORRHIZAL & RHIZOBIAL INOCULANT

► PLOT TRIALS

Research partners: ICMS, Wheatland Conservation Area

Research site: Fort Saskatchewan (AB), Swift Current (SK), and Saskatoon (SK) Canada

Treatments: a) AGTIV® PULSES – Dual inoculant*;
b) Competitor inoculant A*;
c) Competitor inoculant B*;
d) Competitor inoculant D*.

Experimental design: 17 replicated plots per treatment (two trials with 6 and one with 5) in randomized complete block design

*Products applied according to manufacturers recommended rate.



PEAS

Table 1. Summary of Pea yields (bu/ac) per trial.

Location	Year	Seed variety	AGTIV® PULSES Dual inoculant	Competitor inoculant A	Competitor inoculant B	Competitor inoculant D
Fort Saskatchewan (AB)	2015	Meadow	88.6	86.2	79.5	
Swift Current (SK)	2017	Amarillo	14.0	12.7	12.4	
Saskatoon (SK)	2019	AAC Ardill	65.0	52		63.2

Table 2. Summary of Pea yields (kg/ha) per trial.

Location	Year	Seed variety	AGTIV® PULSES Dual inoculant	Competitor inoculant A	Competitor inoculant B	Competitor inoculant D
Fort Saskatchewan (AB)	2015	Meadow	5958	5793	5342	
Swift Current (SK)	2017	Amarillo	941	853	833	
Saskatoon (SK)	2019	AAC Ardill	4371	3497		4250

EFFICACY REPORT

2020 – ON SEED RHIZOBIUM WITH INOCULANT EXTENDER

► LAB TEST

Test description: Nodulation tests on pea plants inoculated with ON SEED PTB160 Technology - *Rhizobium leguminosarum* biovar *vicea* with the AGTIV® Inoculant Extender for Pulses after different storage lengths & temperatures.

Research site: Premier Tech Campus (QC), Canada

Pea variety: CDC Meadowland treated with Cruiser Maxx

Experimental design: 12 plants per treatment.

Treatments:

AGTIV® ON SEED™ RHIZO • Powder for Pulses
with AGTIV® Inoculant Extender for Pulses:

- b) stored for 7 days at 8-12°C;
- c) stored for 20 days at 8-12°C;
- d) stored for 30 days at 8-12°C;
- e) stored for 60 days at 8-12°C;
- f) stored for 7 days at 20-24°C;
- g) stored for 20 days at 20-24 °C;
- h) stored for 30 days at 20-24 °C;
- i) stored for 60 days at 20-24 °C;

AGTIV® ON SEED™ RHIZO • Powder for Pulses
without AGTIV® Inoculant Extender for Pulses:

- j) stored for 7 days at 8-12°C;
- k) stored for 20 days at 8-12°C;
- l) stored for 30 days at 8-12°C;
- m) stored for 60 days at 8-12°C;
- n) stored for 7 days at 20-24°C;
- o) stored for 20 days at 20-24 °C;
- p) stored for 30 days at 20-24 °C;
- q) stored for 60 days at 20-24 °C;

Table 1. Weighted nodule numbers with 8 to 12°C seed storage

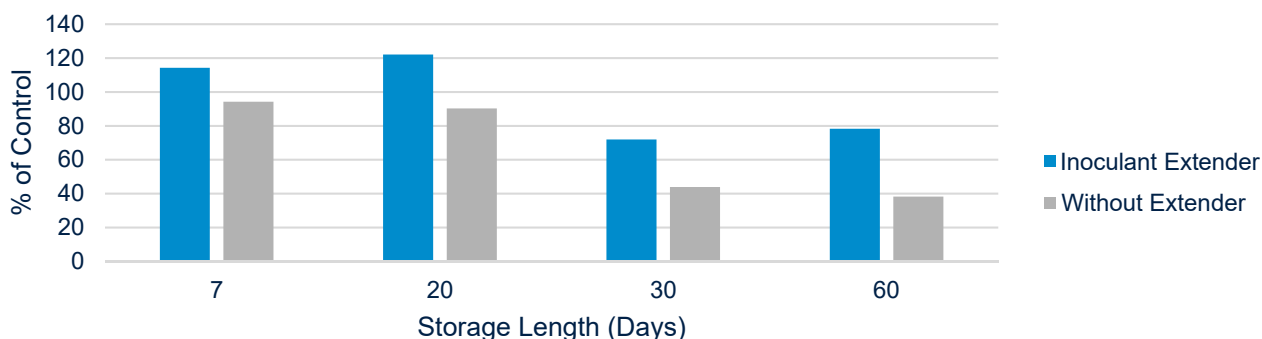
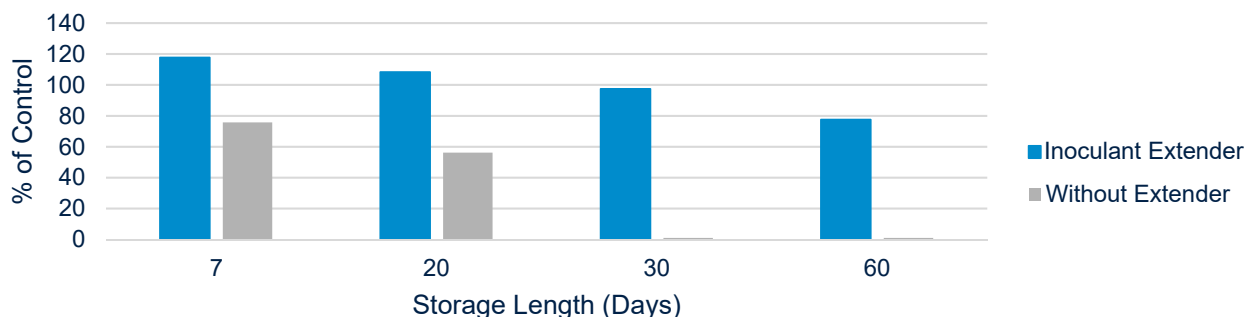


Table 2. Weighted nodule numbers with 20 to 24°C seed storage



COMPATIBILITY REPORT

2020 – RHIZOBIUM & BRADYRHIZOBIUM WITH ALPINE G22®

► LAB TEST

Test description: Nodulation tests on plants inoculated with PTB160 Technology - *Rhizobium leguminosarum* biovar *vicea* (peas) or PTB162 Technology - *Bradyrhizobium japonicum* (soybean) at different contact times with Alpine G22® Liquid Fertilizer prior to seeding.

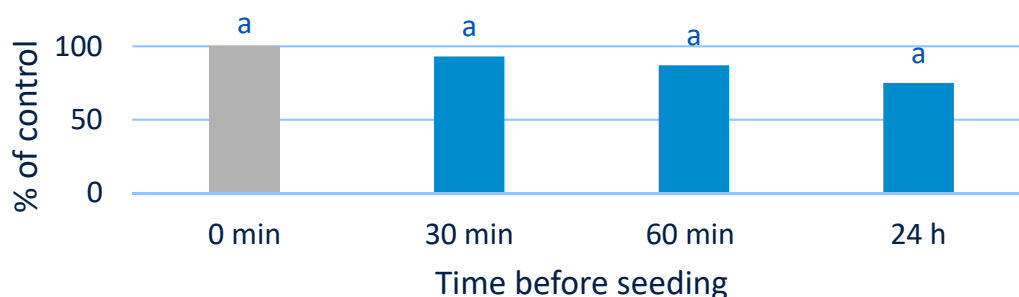
Research site: Premier Tech Campus (QC), Canada

Treatments for PTB160 and PTB162:

- a) PTB160 / PTB162 in contact with Alpine G22® directly at seeding;
- b) PTB160 / PTB162 in contact with Alpine G22® 30 minutes before seeding;
- c) PTB160 / PTB162 in contact with Alpine G22® 60 minutes before seeding;
- d) PTB160 / PTB162 in contact with Alpine G22® 24 hours before seeding.

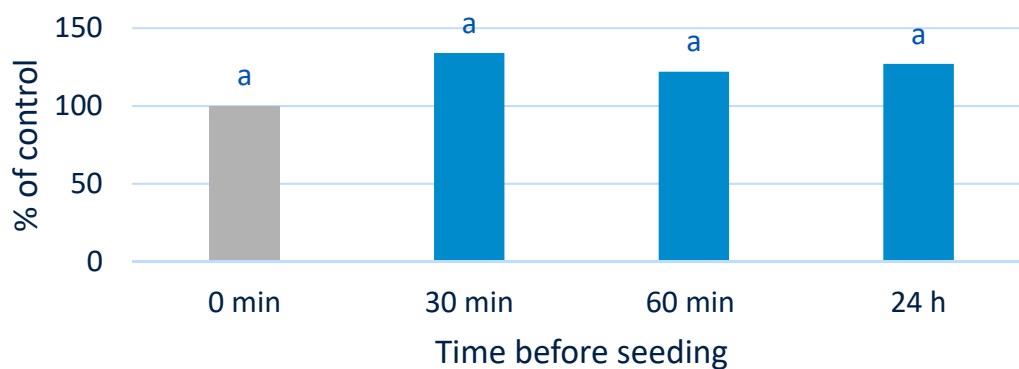
Experimental design: 6 plants per treatment. Nodulation was observed after 25 days. Fertilizer was applied at 37 l/ha (4 gal/ac).

Table 1. Summary for the weighted nodule numbers for PTB160.



Lowercase letters indicate Duncan ranking of averages at 5% confidence interval.

Table 2. Summary for the weighted nodule numbers for PTB162.



Lowercase letters indicate Duncan ranking of averages at 5% confidence interval.

COMPATIBILITY REPORT

2020 – RHIZOBIUM & BRADYRHIZOBIUM WITH AMMONIUM THIOSULFATE

► LAB TEST

Test description: Nodulation tests on plants inoculated with PTB160 Technology - *Rhizobium leguminosarum* biovar *vicea* (peas) or PTB162 Technology - *Bradyrhizobium japonicum* (soybean) at different contact times with Ammonium Thiosulfate Liquid Fertilizer prior to seeding.

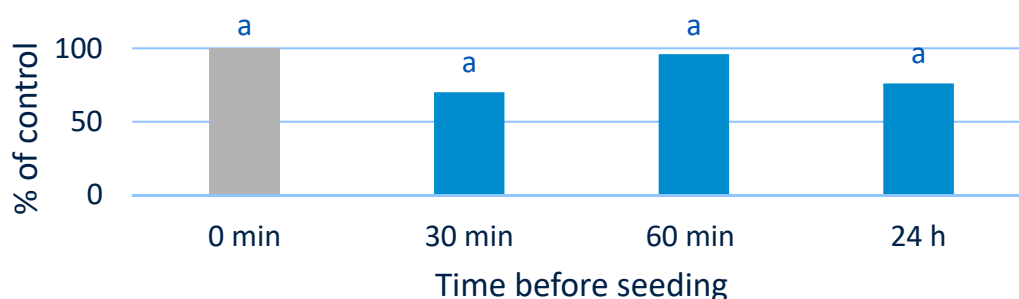
Research site: Premier Tech Campus (QC), Canada

Treatments for PTB160 and PTB162:

- a) PTB160 / PTB162 in contact with Ammonium Thiosulfate directly at seeding;
- b) PTB160 / PTB162 in contact with Ammonium Thiosulfate 30 minutes before seeding;
- c) PTB160 / PTB162 in contact with Ammonium Thiosulfate 60 minutes before seeding;
- d) PTB160 / PTB162 in contact with Ammonium Thiosulfate 24 hours before seeding.

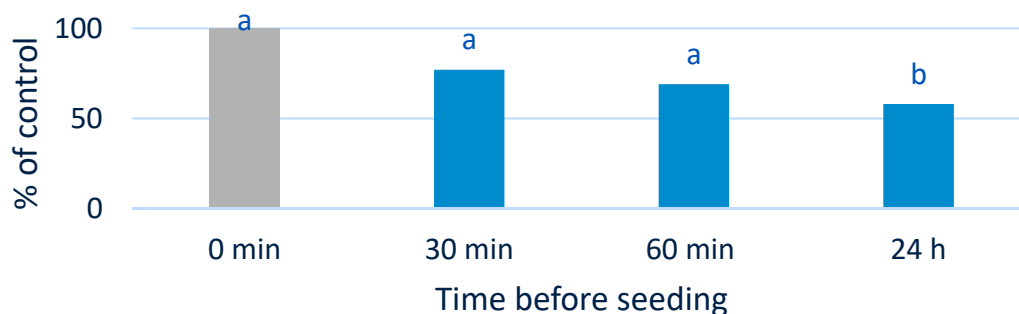
Experimental design: 8 plants per treatment. Nodulation was observed after 25 days. Fertilizer was applied at 37 l/ha (4 gal/ac).

Table 1. Summary for the weighted nodule numbers for PTB160.



Lowercase letters indicate Duncan ranking of averages at 5% confidence interval.

Table 2. Summary for the weighted nodule numbers for PTB162.



Lowercase letters indicate Duncan ranking of averages at 5% confidence interval.

COMPATIBILITY REPORT

2020 – RHIZOBIUM & BRADYRHIZOBIUM WITH AMMONIUM POLYPHOSPHATE

► LAB TEST

Test description: Nodulation tests on plants inoculated with PTB160 Technology - *Rhizobium leguminosarum* biovar *vicea* (peas) or PTB162 Technology - *Bradyrhizobium japonicum* (soybean) at different contact times with Ammonium Polyphosphate Liquid Fertilizer prior to seeding.

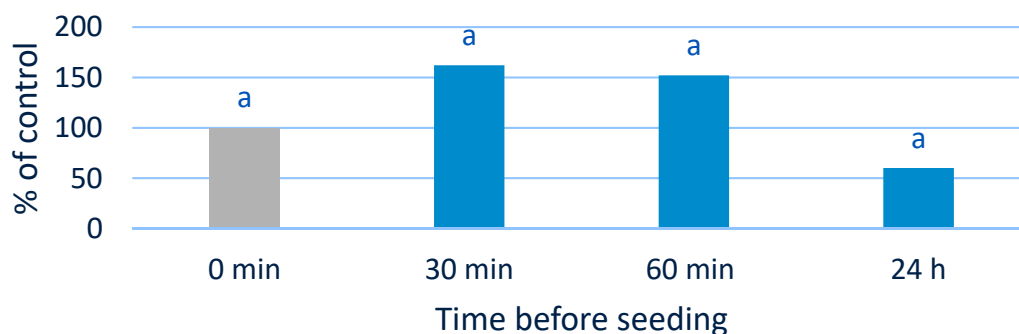
Research site: Premier Tech Campus (QC), Canada

Treatments for PTB160 and PTB162:

- a) PTB160 / PTB162 in contact with Ammonium Polyphosphate directly at seeding;
- b) PTB160 / PTB162 in contact with Ammonium Polyphosphate 30 minutes before seeding;
- c) PTB160 / PTB162 in contact with Ammonium Polyphosphate 60 minutes before seeding;
- d) PTB160 / PTB162 in contact with Ammonium Polyphosphate 24 hours before seeding.

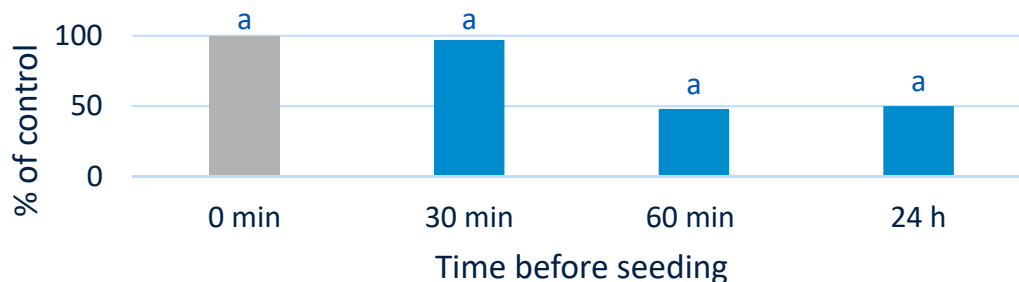
Experimental design: 8 plants per treatment. Nodulation was observed after 25 days. Fertilizer was applied at 37 l/ha (4 gal/ac).

Table 1. Summary for the weighted nodule numbers for PTB160.



Lowercase letters indicate Duncan ranking of averages at 5% confidence interval.

Table 2. Summary for the weighted nodule numbers for PTB162.



Lowercase letters indicate Duncan ranking of averages at 5% confidence interval.

COMPATIBILITY REPORT

2020 – RHIZOBIUM & BRADYRHIZOBIUM WITH AGROCENTRE FERTILIZER

► LAB TEST

Test description: Nodulation tests on plants inoculated with PTB160 Technology - *Rhizobium leguminosarum* biovar *vicea* (peas) or PTB162 Technology - *Bradyrhizobium japonicum* (soybean) at different contact times with Agrocentre fertilizer prior to seeding.

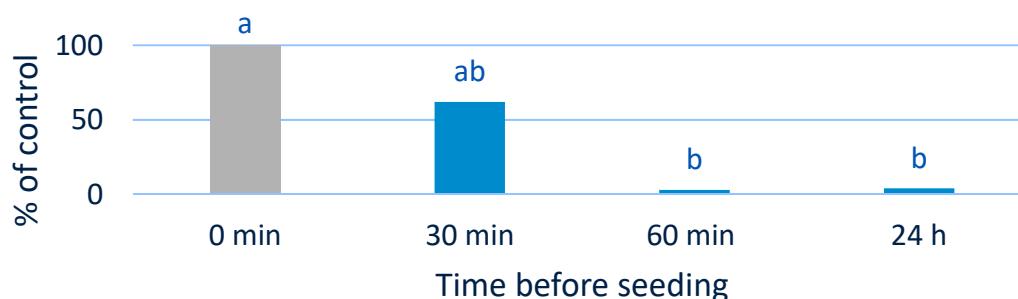
Research site: Premier Tech Campus (QC), Canada

Treatments for PTB160 and PTB162:

- a) PTB160 / PTB162 in contact with Agrocentre fertilizer directly at seeding;
- b) PTB160 / PTB162 in contact with Agrocentre fertilizer 30 minutes before seeding;
- c) PTB160 / PTB162 in contact with Agrocentre fertilizer 60 minutes before seeding;
- d) PTB160 / PTB162 in contact with Agrocentre fertilizer 24 hours before seeding.


Experimental design: 8 plants per treatment. Nodulation was observed after 25 days. Fertilizer was applied at 37 l/ha (4 gal/ac).

Table 1. Summary for the weighted nodule numbers for PTB160.



Lowercase letters indicate Duncan ranking of averages at 5% confidence interval.

Table 2. Summary for the weighted nodule numbers for PTB162.



Lowercase letters indicate Duncan ranking of averages at 5% confidence interval.

COMPATIBILITY REPORT

2020 – RHIZOBIUM & BRADYRHIZOBIUM WITH UREA AMMONIUM NITRATE

► LAB TEST

Test description: Nodulation tests on plants inoculated with PTB160 Technology - *Rhizobium leguminosarum* biovar *vicea* (peas) or PTB162 Technology - *Bradyrhizobium japonicum* (soybean) at different contact times with Urea Ammonium Nitrate Liquid Fertilizer prior to seeding.

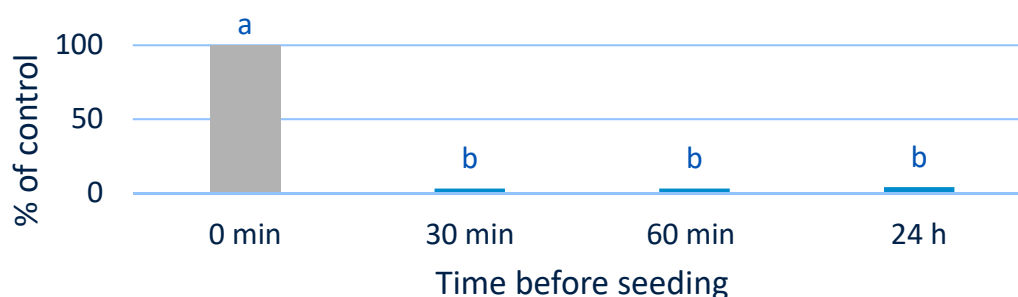
Research site: Premier Tech Campus (QC), Canada

Treatments for PTB160 and PTB162:

- a) PTB160 / PTB162 in contact with Urea Ammonium Nitrate directly at seeding;
- b) PTB160 / PTB162 in contact with Urea Ammonium Nitrate 30 minutes before seeding;
- c) PTB160 / PTB162 in contact with Urea Ammonium Nitrate 60 minutes before seeding;
- d) PTB160 / PTB162 in contact with Urea Ammonium Nitrate 24 hours before seeding.

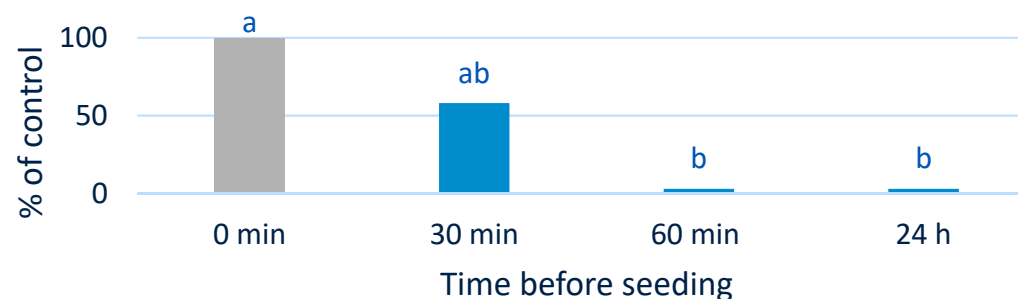
Experimental design: 8 plants per treatment. Nodulation was observed after 25 days. Fertilizer was applied at 37 l/ha (4 gal/ac).

Table 1. Summary for the weighted nodule numbers for PTB160.



Lowercase letters indicate Duncan ranking of averages at 5% confidence interval.

Table 2. Summary for the weighted nodule numbers for PTB162.



Lowercase letters indicate Duncan ranking of averages at 5% confidence interval.

COMPATIBILITY REPORT

2019 – RHIZOBIUM ON SEED

► LAB TEST

Test description: Nodulation tests on plants inoculated with PTB160 Technology - *Rhizobium leguminosarum* biovar *vicea* (peas) and fungicides applied on seeds for different periods of time prior to seeding. Treated seeds were stored in a cold room (temperature between 4°C to 8°C).

Research site: Premier Tech Campus (QC), Canada

Treatments: a) PTB160 applied at seeding;
b) PTB160 & fungicide (Cruiser Maxx Vibrance Pulses) applied at seeding;
c) Seeds treated with PTB160, Cruiser Maxx Vibrance Pulses & water;
d) Seeds treated with PTB160, Cruiser 5FS & water;
e) Seeds treated with PTB160, Apron Maxx RTA & water;
f) Seeds treated with PTB160, Vibrance 500 FS & water;
g) Seeds treated with PTB160, Intego Solo & water.

Experimental design: 4 plants per treatment in randomized block design. Nodule count was done after 25 days.

Table 1. Summary of weighted nodule numbers


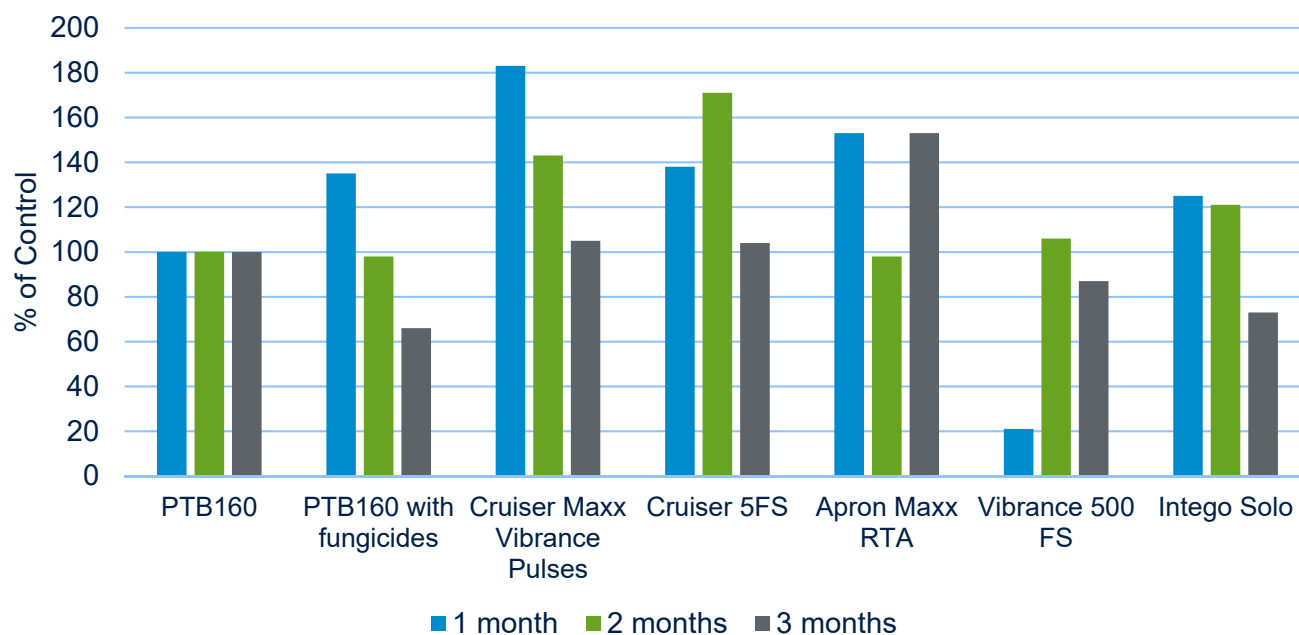


Figure 1. Plants during the test

EFFICACY REPORT

2019 – MYCORRHIZAL & RHIZOBIAL INOCULANT

► PLOT TRIAL

Research partner: ICMS

Research site: Saskatoon (SK), Canada

Treatments: a) ALPINE G22™ Liquid*;
b) ALPINE G22™ and AGTIV® COMBO • Liquid for PULSES*;
c) ALPINE G22™ and Competitor inoculant A*;
d) ALPINE G22™ and Competitor inoculant D*.

Experimental design: 6 replicated plots per treatment in randomized complete block design

Lentil variety: AAC Ardill

Previous crop: Wheat

Seeding details: Seeded with a cone seeder June 1st at 201 lb/ac with a 15.2 cm row spacing. Products were applied in-furrow.

*Products applied according to manufacturers' recommended rate



PEAS

Table 1. **Summary of Pea yields per treatment.**

Treatment	Yield (bu/ac)	Yield (kg/ha)
ALPINE G22™ Liquid	56.0	3766
ALPINE G22™ and AGTIV® COMBO • Liquid for PULSES	65.0	4371
ALPINE G22™ and Competitor inoculant A	52.3	3517
ALPINE G22™ and Competitor inoculant D	63.2	4250

Plot operational notes and rain fall.

- Fertilizer (Urea 28%) applied at same moment as Viper herbicide at 0.8 lb/ac on July 12th 2019
- Two herbicide applications on July 12th 2019 (Viper) and 29th (Centurion), 2019
- Two insecticide applications (Matador) on July 8th and 13th, 2019
- Combined with a Small Plot Combine on October 11th, 2019.

Month	Precipitation (mm)
June	84.8
July	67.6
August	20.3
September	39.5
TOTAL	212.2

EFFICACY REPORT

2017 – MYCORRHIZAL & RHIZOBIAL INOCULANT

► STRIP TRIAL

Research partner: Down to Earth + PAMI

Research site: Saskatoon (SK), Canada

Treatments: a) AGTIV® PULSES • Granular applied at 5.0 lb/ac + Taurus Advanced Acre (TAA) + fungicide application;
b) AGTIV® RHIZO • Granular for PULSES in granular form applied at 4.0 lb/ac + designed fertility.

Experimental design: 2 replicated strips for a total of 610 ft² per treatment

Pea variety: Meadow variety seeded at 3 bu/ac

Previous crop: Canola / oats split

Seeding details: Seeded 20 May, at 3 bu/ac at 10 in row spacing using Seed Master plot Drill by Down to Earth



PEAS

Table 1. Summary of Pea yields per treatment.

Treatment	Yield (bu/ac)	Yield (kg/ha)
AGTIV® PULSES • Granular (dual inoculant) + TAA + Fungicide	48.1	3235
AGTIV® RHIZO • Granular for PULSES (single inoculant) + designed fertility	35.8	2408

Plot operational notes and rain fall.

- Fertility – seed placed 2-15-0 -0 actual lbs/ac
 - Side band 17-20-15-15 actual lbs/ac
- Viper+UAN applied at 400 ml/ac + 81 ml/ac at 5 node Stage
- Combined on August 25th with a Wintersteiger and weighed & moisture averaged by PAMI
- Total rainfall: 100.4 mm

1. **Designed Fertility Program:** a calculated fertility program based on soil tests and targeted yield. Target yield for Peas was 60 bushels/ac
2. **The Taurus Advanced Acre™:** Using the Designed Fertility Program with the addition of key Taurus solutions.

EFFICACY REPORT

2017 – MYCORRHIZAL & RHIZOBIAL INOCULANT

► PLOT TRIAL

Research partner: Wheatland Conservation Area

Research site: Swift Current (SK), Canada

Treatments: a) AGTIV® PULSES • Granular applied at 5 lb/ac*;
b) AGTIV® RHIZO • Granular for PULSES in granular form applied at 4 lb/ac*;
c) Competitor inoculant A applied at 3.6 lb/ac*;
d) Competitor inoculant B applied at 3.6 lb/ac*;
e) Competitor inoculant C applied at 4.0 lb/ac*;
f) Competitor inoculant E applied at 5.0 lb/ac*.

Experimental design: 6 replicated plots per treatment in randomized complete block design

Pea variety: Amarillo, seeded at 200 lb/ac

Previous crop: Canola

*Granular products applied according to manufacturers recommended rate



PEAS

Table 1. **Summary of Pea yields per treatment.**

Treatment	Yield (bu/ac)	Yield (kg/ha)
AGTIV® PULSES • Granular (dual inoculant)	14.0	942
AGTIV® RHIZO • Granular for PULSES (single inoculant)	13.1	881
Competitor inoculant A	12.7	854
Competitor inoculant B	12.4	834
Competitor inoculant C	13.2	888
Competitor inoculant E	12.3	827

Plot operational notes and rain fall.

- Peas were planted on May 24th, 2017 at 9 in row spacing using Fabro plot drill
- Preseed burnoff with Clean Start at 1 L/ac and Aim at 30 ml/ac
- Application of 98 lb/ac of 11-52-0 sidebanded
- In crop with Viper ADV at 400 ml/ac + Poast Ultra at 190 ml/ac + UAN at 810 ml/ac spray solution.
- Combined on 17th August 2017 with Winterstieger plot combine.

Month	Precipitation (mm)
May	32.1
June	35
July	4
August	28
September	3
TOTAL	102.1

EFFICACY REPORT

2015 – MYCORRHIZAL & RHIZOBIAL INOCULANT

► PLOT TRIAL

Research partner: ICMS

Research site: Fort Saskatchewan (AB), Canada

Treatments: a) AGTIV® PULSES • Granular applied at 5 lb/ac*;
b) Competitor inoculant A applied at 3.3 lb/ac*;
c) Competitor inoculant B applied at 3.3 lb/ac*.

Experimental design: 5 replicated plots per treatment in randomized complete block design

Pea variety: Meadows

Previous crop: Canola

*Granular products applied according to manufacturers recommended rate



PEAS

Table 1. Summary of Pea yields per treatment.

Treatment	Yield (bu/ac)	Yield (kg/ha)
AGTIV® PULSES • Granular (dual inoculant)	88.6	5958
Competitor inoculant A	86.2	5797
Competitor inoculant B	79.5	5347

One replication from the competitor inoculant B treatment yielded very low and has a negative impact on the treatment average. The data below represents the average of the competitor inoculant B treatment without the very low yielding rep for a total of four reps for the competitor inoculant B average yield.

Table 2. Summary of Pea yields per treatment.

Treatment	Yield (bu/ac)	Yield (kg/ha)
AGTIV® PULSES • Granular (dual inoculant)	88.6	5958
Competitor inoculant A	86.2	5797
Competitor inoculant B	85.8	5770

Plot operational notes and rain fall.

- Peas were planted on May 21st 2015 at 15.2 cm row spacing
- In season maintenance with 17 g/ac Odyssey (35%), 67 ml/ac Equinox and 0.5% Edge
- Combined with Winterstieger Elite plot combine on Sept 25th 2015.

Month	Precipitation (mm)
May	37.3
June	59.7
July	108.6
August	10.3
September	71.1
TOTAL	287

PTAGTIV.COM



Making a difference, this is what we are all about at Premier Tech. One team driven by a shared passion to deliver solutions that will better the lives of people, businesses and communities.

At Premier Tech, People and Technologies connect in lasting, transformative ways, giving life to products and services that help feed, protect and improve our world.

We are committed to creating sustainable solutions that help bring beautiful gardens to life, increase crop yields, improve the efficiency of manufacturing facilities, treat and recycle water, and much more as we keep innovating.

We are Premier Tech

**PEOPLE AND TECHNOLOGIES
MAKING A DIFFERENCE**

95
year
OF PASSION

DRIVING CHANGES TO MAKE A DIFFERENCE

IN 5 BUSINESSES

HORTICULTURE AND AGRICULTURE
HOME AND GARDEN
WATER AND ENVIRONMENT
SYSTEMS AND AUTOMATION
DIGITAL



OUR BRANDS



PROMIX



CHRONOS

Ecoflo®

Ecoprocess™

OUR DESIRE TO INNOVATE IS DRIVEN BY THE TECHNOLOGIES WE MASTER

At Premier Tech, innovation is in everything we do. Every day, we invest the time and energy necessary to master the science and technology behind the products we offer. This knowledge allows us to connect our technologies with real market needs, creating products that are relevant today — and for years to come.

Here, we not only seek to create new products, we redefine the very process of innovation to deliver upon our ambitions. It's no longer only about delivering transformative solutions, it's about pushing our technologies forward to bring meaningful solutions to life. Ones that can truly make a difference for our clients.

PREMIERTECH.COM

INNOVATION

AN INTEGRAL PART OF PREMIER TECH COLLECTIVE DNA

At Premier Tech, Innovation goes beyond the concept of research and development. More than a process leading to the creation of new products, it is a **state of mind that is strongly embedded in our corporate DNA**. Always seeking to **create unique and addictive experiences** for our clients, we simply never cease to push the boundaries of our abilities, competencies and technological platforms.



Creativity is a mix of knowledge, expertise and passion for unprecedented efficient solutions. Innovation, Research & Development and biological active ingredients have combined forces to put commercial offers to the agricultural market.

We first structured our Innovation efforts and approach back in 1983, driven by the ambition of developing value-added products derived from peat moss through technological advances. Today, **more than 260 Premier Tech team members** are devoted full-time to mastering the technologies behind the next leading-edge solutions that will make a difference to our clients, helping them stand out in their marketplaces.

Driven by a collective Culture and rooted in Values which revolve around our tradition of Innovation, the entire Premier Tech team holds a restless ambition to shake up the status quo and shift industry paradigms. Through the current innovation program IPSO: Innovation in Products-Processes, Services and commercial Offers, we are **constantly challenging the way we do business and how we can improve everything we do**.

This mindset is key to how we operate on a daily basis. Contributing to the loyalty of our clients around the world, it sets the ground rules for how collaborating with Premier Tech turns out to be a contagious experience they are willing to share with others.

We deeply believe that in order to continue to be sustainable and grow our market share, it is essential to never let our innovative spirit rest — to keep pushing forward and eliminate any barriers on the path to bringing new technologies, products and services to life in the marketplace. With the agility to truly make a difference by tapping into our full potential, **we make a difference for our clients' profitability**, and ultimately ensure our continued relevance as a strategic partner.

CELEBRATING DECADES OF

35
year
OF EXPERTISE
IN ACTIVE
INGREDIENTS

Established manufacturer and marketer, Premier Tech builds on innovation and collaboration with local partners and growers to offer reliable high-quality inoculants. Every day, in our labs, facilities, and in the field, highly experienced scientists, engineers, and specialists from various domains collaborate to maximize the outcomes of research and turn them into effective products making a difference on your bottom line.



PRODUCTION

In 2000, Premier Tech set up a world-first endomycorrhizal inoculum plant, developing a new mycoreactor process for industrial scale production. Backed by more than 35 years of expertise in active ingredients, Premier Tech constantly develops and innovates in terms of production of mycorrhizae, rhizobium and other active ingredients:

- ✓ No contamination through a strictly controlled and aseptic environment
- ✓ Large-scale manufacturing production
- ✓ Adapted quality control for each step of the production processes, ensuring consistent high-quality inoculum

INNOVATION AND VALUE



FORMULATION

Premier Tech's know-how makes it possible to adapt formulations with multiple active ingredients, concentrations and carriers tailored to different crops and application methods. Because a quality inoculant makes all the difference, our proven formulations are based on these important elements:

- ✓ Carrier compatible with the active ingredients
- ✓ Formulations that guarantee active ingredient viability until use
- ✓ Quality control at several key points ensuring the performance of active ingredients
- ✓ Various formulations also tailored for organic production



APPLICATION

Caring about our clients' performance, each recommendation for product use takes into consideration validation by our field experts and by farmers themselves, which ensures:

- ✓ Effective application rates, at the right time and place, with the right inoculant
- ✓ Products adapted to growers' equipment
- ✓ Easy integration into farming practices
- ✓ Validation of compatibility with other agricultural inputs



SERVICE

The AGTIV® experience combines highly effective value-added products and the access to a team of field experts dedicated to supporting your growth. From our management team and research project managers to our field specialists, our multidisciplinary team is listening to growers' needs to continuously improve our products and level of service:

- ✓ Technical support for product application, equipment compatibility and field demonstration
- ✓ Proud promoter of science education and knowledge sharing
- ✓ Partnership with agriculture retailers throughout Canada, the United States and Europe



P PLANT

Nutrients and water are essential components for effective plant growth. By adding biological active ingredients, such as beneficial mycorrhizae and rhizobium, an earlier and efficient use of water and nutrients will help plants reach optimum crop yield.

UNTREATED

WITH AGTIV®

TECHNOLOGIES IN ACTION

ATMOSPHERIC NITROGEN

FIXED NITROGEN

PHOSPHORUS

POTASSIUM

H₂O

MYCORRHIZAE

RHIZOBIUM

SPORE 100 µm ARBUSCULE VESICLE

RHIZOBIUM 2 µm NODULE

© Premier Tech Ltd, 2019. All rights reserved.



BIOLOGICAL ACTIVE INGREDIENTS

Backed by more than 35 years of expertise in biological active ingredients, Premier Tech masters a unique large-scale manufacturing process that meets the highest quality control standards, allowing you to fully benefit from the highly effective inoculants of our AGTIV® agricultural product line. For stronger growth through better plant resistance to stresses, **higher yields** and superior **crop quality**, you can count on AGTIV®.

M

MYCORRHIZAE +

PTB297 Technology, *Glomus intraradices*

Mycorrhizae are beneficial associations between a mycorrhizal fungus and roots. The mycorrhizal spores germinate in the soil and produce filaments (hyphae) which will enter into root cells. This association will allow the formation of an intra and extra-radical network of filaments that will explore the soil and access more nutrients and water, and transfer them to the plant.

- ✓ **EXPAND ROOT SYSTEM GROWTH**
- ✓ **ENHANCE NUTRIENT & WATER UPTAKE**
- ✓ **INCREASE TOLERANCE TO STRESSES**
- ✓ **IMPROVE SOIL STRUCTURE**

**R**

RHIZOBIUM

PTB160 Technology (pulses),
Rhizobium leguminosarum biovar viciae


PTB162 Technology (soybean),
Bradyrhizobium japonicum

Mesorhizobium ciceri (chickpea)

Rhizobium bacteria live and thrive in symbiosis in root nodules produced by the plant.

They are responsible for fixing the atmospheric nitrogen and making it available for the plant.

- ✓ **FIX NITROGEN & MAKE IT AVAILABLE TO THE PLANT**

**=**

TRIPARTITE SYMBIOSIS

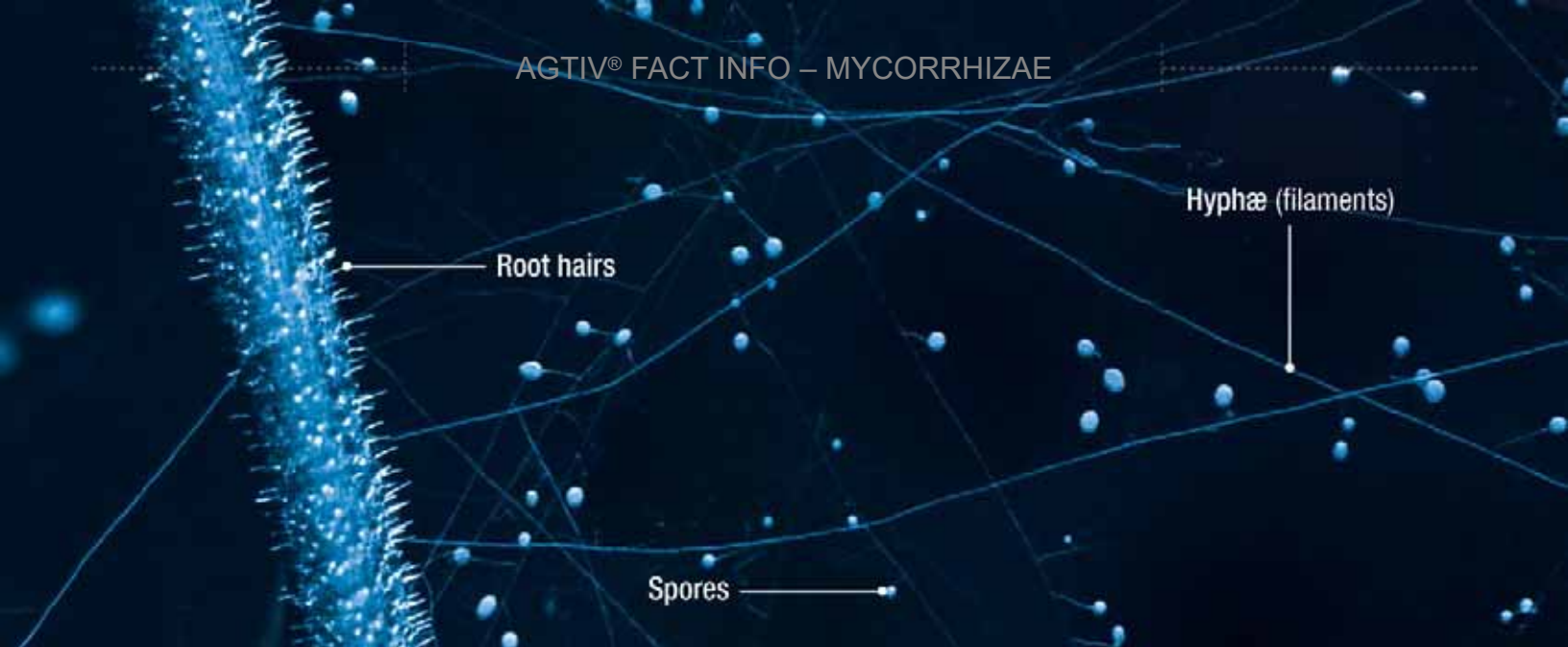
Tripartite symbiosis is the biological interaction between Mycorrhizae, Rhizobium and the Plant.

By enhancing root system growth and creating a network of filaments, mycorrhizae help plants to uptake more nutrients, such as phosphorus, and increase the nodulation process for the rhizobium.

- ✓ **INCREASE PROPAGATION OF RHIZOBIUM TO OTHER ROOTS**
- ✓ **HELP FEED THE PLANT**
- ✓ **ENHANCE PHOTOSYNTHESIS**

To learn more about the tripartite symbiosis

[PTAGTIV.COM/en/tripartite](https://ptagtiv.com/en/tripartite)



MYCORRHIZAE

EFFICACY – VERSATILITY – COLLABORATION

Why use Premier Tech's mycorrhizae?

Mycorrhizal fungi have existed since the first plants appeared on dry land more than 450 million years ago. AM (Arbuscular Mycorrhizae) symbiosis applies to over 80% of all plants and plays a major role in plant nutrition and productivity. "Over the last 35 years, numerous scientific studies have clearly highlighted the fundamental role that mycorrhizal fungi play in natural eco-systems, and in those managed by man." ^A

How does the technology work? Mycorrhizae develop a network that explores the soil and accesses more nutrients and water to transfer to the plant. The beneficial alliance between mycorrhizal fungi and roots accelerates root development and stimulates plant growth.

Absorption capacity

Premier Tech's mycorrhizal technology makes P more available in the soil, and actively absorbs and transfers it via its filament network (hyphae) directly to the root. The filaments in the soil also have the ability to absorb water and elements such as Cu, Zn, B, Fe, Mn which are important in nodule formation and grain filling.

Mycorrhizae have been shown to improve soil structure by releasing a "biological glue" called glomalin and to increase the presence of other beneficial micro-organisms in the root environment.

"Although mycorrhizal fungi do not fix nitrogen, they transfer energy, in the form of liquid carbon to associative nitrogen fixers." ^B

"Mycorrhiza deliver sunlight energy packaged as liquid carbon to a vast array of soil microbes involved in plant nutrition and disease suppression." ^C

"The absorptive area of mycorrhizal hyphae is approximately 10 times more efficient than that of root hairs and about 100 times more efficient than that of roots." ^D

Efficient P uptake and transfer

Thonar et al. (2010)^E compared three species of AMF and observed “*Glomus intraradices*, *Glomus claroideum* and *Gigaspora margarita* were able to take up and deliver P to the plants from maximal distances of 10, 6 and 1 cm from the roots, respectively. *Glomus intraradices* most rapidly colonized the available substrate and transported significant amounts of P towards the roots.”

Cavagnaro et al. (2005)^F found that “*Glomus intraradices* was found to be one of the arbuscular mycorrhizal fungi that was able to control nutrient uptake amounts by individual hyphae depending on differing phosphorus levels in the surrounding soils.”

Collaborating Species

The mycorrhizal species used in Premier Tech products (*Glomus intraradices*) is among the most ‘collaborative’ species in various articles.

“According to the article by Kiers et al. (2011)^G, it has been shown that the different species of mycorrhizae are not equally effective when it comes to transferring nutrients from the soil to the plant. Under controlled conditions, certain species of mycorrhizae have been shown to be more ‘cooperative’ and to transfer most of the phosphorus absorbed from the soil to the root, while other mycorrhizae species use it or store it as reserve.

“[...] Moreover, when host plants were colonized with three AM fungal species, the RNA of the cooperative species (*G. intraradices*) was again significantly more present than that of the two less-cooperative species (*G. aggregatum* and *G. custos*)”^B. “This illustrates key differences in fungal strategies, with *G. intraradices* being a ‘collaborator’ and *G. aggregatum* a less-cooperative ‘hoarder’.”^G

Glomus intraradices’ versatility in different conditions

There are more than 200 species of AMF (Arbuscular Mycorrhizae Fungi) and Premier Tech offers a versatile species. Selected more than 35 years ago, it has been tested continuously under various conditions and has performed well in a range of soil pH from 5.2 to 8.1.

“*G. intraradices* has turned out to be a “great fungus” in several surveys, and field trials so far has shown it to be equal or superior to mixtures of other fungi.”^H

Indigenous Populations

Some articles demonstrate that mycorrhizal populations in agricultural soils are highly heterogeneous or not sufficient to have the desired beneficial effect.

A survey conducted by Hamel et al. (2008)^I reported low biodiversity and occurrence of AM fungi in cultivated soils of Saskatchewan. The survey was conducted for 3 years. Dai, M. et al. (2013)^J noticed that the relative abundance as well as diversity of AM fungal communities is lower in cropland soils of the prairies compared to the roadsides environments which favors diversity.

The recommendation of Premier Tech, approved by Agriculture Canada, to add a mycorrhizal inoculant at the time of seeding stands on 4 points:

- ✓ **The right mycorrhizae for the plant**
at least 80% of plants can be colonized with *Glomus intraradices*, a collaborative species
- ✓ **Available in the right place**
on or close to the seed in order to trigger the symbiosis quickly
- ✓ **In the right quantity**
the proven and registered mycorrhizal rate
- ✓ **At the right time**
at seeding time to trigger the symbiosis quickly after seed germination

Quick colonizer

It has been shown that plants favour certain species according to their effectiveness.

"We show that order of arrival can influence the abundance of AMF species colonizing a host. These priority effect can have important implications for AMF ecology and the use of fungal inoculant in sustainable agriculture."^K

Duan et al. (2011)^L using our *Glomus intraradices* isolate (DAOM181602) with *G. margarita* (WFVAM 21), wrote "Furthermore, *G. margarita* developed slowly compared with *G. intraradices* when they were inoculated separately and it seems likely that the latter fungus dominated the symbiosis with medic when both fungi were inoculated together." He adds "The positive effect of *G. intraradices* was probably enhanced by its ability to colonize quickly and it may well have contributed a much larger fraction of fungal biomass than *G. margarita*, when both were inoculated together". In conclusion, he writes "When inoculated together *G. intraradices* may have dominated the activity of symbiosis, both in terms of rapidity of early colonization and functionality, including tolerance to disturbance."

Drought resistance

Mycorrhizae increase tolerance to various environmental stresses (diseases, drought, compaction, salinity, etc.), and play a major role in the soil particle aggregation process and contribute to improving soil structure which leads to better water penetration, better aeration, less erosion and leaching.

Benjamin Jayne and Martin Quigley of the University of Denver mentioned that "[...] our meta-analysis reveals a quantifiable corroboration of the commonly held view that, under water-deficit conditions, plants colonized by mycorrhizal fungi have better growth and reproductive response than those that are not."^K "Most measures of growth are augmented by the symbiosis when plants are subjected to water stress; [...]"^M

It has been found that plants with AMF association display greater hydraulic conductivity in roots and reduced transpiration rate under drought stress. This may be due to their capacity to regulate their ABA levels (abscisic acid – a plant hormone) better and faster than non-AM plants. This establishes a greater balance between leaf transpiration and root water movement in drought situations and drought recovery.^N

-
- A. Fortin J. A. 2009. Mycorrhizae The new green revolution. Ed. MultiMondes. pp.140.
 B. Jones, C. E. 2009. Mycorrhizal fungi -powerhouse of the soil. Evergreen Farming 8:4-5.
 C. Jones, C. E. 2014. Nitrogen: the double-edge sword. Amazing Carbon. pp. 8.
 D. Jones, C. E. 2009. *loc. cit.*
 E. Thonar, C. et al. 2011. Traits related to differences in function among three arbuscular mycorrhizal fungi. Plant Soil. 339: 231 – 245.
 F. Cavagnaro, T et al. 2005. Functional diversity in arbuscular mycorrhizas: exploitation of soil patches with different phosphate enrichment differs among fungal species. Plant, Cell and Environment 28: 642 – 650.
 G. Kiers et al. 2011. Reciprocal Rewards Stabilize Cooperation in the Mycorrhizal Symbiosis. Science 333:80-882.
 H. Trivedi et al. 2007. Organic farming and mycorrhizae in agriculture. I.K. International Publishing House Ltd. New Delhi, pp.290.
 I. Hamel, C. et al. 2008. Mycorrhizal symbioses in soil-plant systems of the Canadian prairie. XVI International Scientific Congress of the National Institute of Agricultural Science, November 24-28, La Havana, Cuba.
 J. Dai, M. et al. 2013. Impact of Land Use on Arbuscular Mycorrhizal Fungal Communities in Rural Canada. Applied and Environmental Microbiology 79 (21):6719-6729.
 K. Gisbert et al. 2014. Order of arrival structures arbuscular mycorrhizal colonization of plants. New Phytologist. pp. 10.
 L. Duan et al. 2011. Differential effects of soils disturbance and plant residue retention on function of arbuscular mycorrhizal (AM) symbiosis are not reflected in colonization of roots or hyphal development in soil. Soil Biol. & Bioch. 43:571-578.
 M. Jayne B., Quigley M. 2013. Influence of arbuscular mycorrhiza on growth and reproductive response of plants under water deficit: a meta-analysis. Mycorrhiza 2014. 24:109-119.
 N. Aroca et al. 2008. Mycorrhizal and non-mycorrhizal *Lactuca sativa* plants exhibit contrasting responses to exogenous ABA during drought stress and recovery. Journal of Experimental Botany, Vol. 59, No. 8, pp. 2029-2041. In: Raviv M. 2010. The use of mycorrhiza in organically-grown crops under semi arid conditions: a review of benefits, constraints and future challenges. Symbiosis 2010. 52-65-74.



RHIZOBIUM

FERTILITY – PRODUCTIVITY – COLLABORATION

Why is rhizobium important?

Peas, lentils and soybeans play a big role in a crop rotation by promoting nitrogen fixation (the conversion of nitrogen gas to plant-available ammonium) and returning some nitrogen to the soil. However, these crops can't take all the credit: because it's only possible thanks to a symbiotic relationship between select legumes and rhizobium bacteria.

These bacteria can't fix nitrogen on their own. To do so, they need to colonize the root of a host plant. As in all symbiotic relationships, both the rhizobium and the pulse or soybean plant get something of value from the relationship. For the legume, it is a readily available form of nitrogen (ammonium) as well as important amino acids. The rhizobium get three things in return:

1. **A Home** – the bacteria inhabit the nodules formed by the plant
2. **Food / energy** – provided in the form of carbohydrates (heterotrophic bacteria cannot create their own food through photosynthesis)
3. **Oxygen** – which is necessary for respiration

Roots of the rhizobium relationship

Approximately 20%^A of all legumes form mutualistic relationships with rhizobium. Soybean, peas, clover, lentils and faba beans are among them. Interestingly, Rhizobium species are very plant specific. Pulses form relationships with a rhizobium called *Rhizobium leguminosarum*, while soybeans engage with another member of the family called *Bradyrhizobium japonicum*.

When a rhizobium and a host legume are present, the plant makes the rhizobium aware of its presence by sending out a chemical signal (via flavonoids and isoflavonoids) from the root. This attracts the rhizobium bacteria, which responds by sending out signals of its own, known as Nod factors.^B

How does the technology work? Rhizobium are a bacteria that live and thrive in symbiosis in root nodules produced by the plant. These nodules house the bacteria responsible for fixing the atmospheric nitrogen and makes it available for the plant.

Nodule formation & nitrogen fixation

The bacteria start the “invasion process” by penetrating the root-hair wall and enter the plant cells. This primes a gene within the plant that initiates the root nodulation. Within these nodules, the rhizobium differentiate into a non-motile form, which go to work fixing the raw atmospheric nitrogen (N₂) into plant accessible ammonium. They achieve this by producing nitrogenase enzyme, which starts the conversion process, consuming a great deal of energy. Maximum N-fixation is reached when the plant is sufficiently nodulated.

Ammonium absorption / exchange of services

After the nodule formation, the plant converts the ammonium into amino acids which are exported throughout the plant. At this point, the plant releases the simple sugars and O₂ to the rhizobium bacteria, fulfilling its end of the bargain.

This last step is important, as the presence of free oxygen can stop nitrogen fixation, preventing ammonium (NH₃) synthesis and transfer to the plant. Fortunately, the rhizobium take the oxygen and bind it using a protein called leghemoglobin (was first discovered in legumes and is very similar to the hemoglobin found in human blood). Like blood, leghemoglobins appear red in the nodules, due to the presence of iron molecules.

Legume plants are known to have a lower phosphorus use efficiency. This is a problem, because the process of nitrogen fixation is very energy-intensive for pulse and soybean plants. For this reason, they consume more phosphorus (P) than other plants.

The increased demand can be alleviated thanks to another symbiotic association, the mycorrhizal symbiosis. Mycorrhizae are symbiotic fungi that colonize the roots of most plants, and dramatically improve the plant's ability to absorb phosphorus. The plant will photosynthesize 51%^C more and grow faster, and the rhizobium will fix more nitrogen if more phosphorus is available. For this reason, having a healthy mycorrhizal association is of particular benefit to pulses and soybeans.

What modulates / influences nodulation?

- Successful infection depends on the competitiveness, specificity, infectivity and effectiveness of the rhizobia.^D
- Infection rate & effectiveness of rhizobia are influenced by soil low N status and is a necessary requisite to trigger symbiosis.^E
- Successful infection requires the bacteria to actively colonize root-hair tips (motility) and reach the Quorum sensing of the rhizobium.^F
- N fixation relies on a cascade of effector molecules – events in multi-steps series of reactions and depend on effector availability, concentration and localization, synchronization, host specificity and environmental factors.

A. Sprent, J. I., 2007. Evolving ideas of legume evolution and diversity: A taxonomic perspective on the occurrence of nodulation. *New Phytol.* 174:11-25.

B. Giller, K. E., 2001. *Nitrogen Fixation in Tropical Cropping Systems* 2nd ed. CABI.

C. Kaschuk et al. 2009. *Soil Biol. Biochem.* 41:1233-1244.

D. Peix A et al. 2010. Key Molecules Involved in Beneficial Infection Process in Rhizobia–Legume Symbiosis. In: *Microbes for Legume Improvement*, Chapter 3:55-80.

E. Bonilla, I. and L. Bolaños, 2010. Mineral nutrition for legume-rhizobia symbiosis: B, Ca, N, P, S, K, Fe, Mo, Co, and Ni: A review. In: *Organic Farming, Pest Control and Remediation of Soil Pollutants, Sustainable Agriculture Reviews*, pp. 253-274, E. Lichtfouse (ed.), Springer Netherlands.

F. Miller LD et al. 2007. The major chemotaxis gene cluster of *Rhizobium leguminosarum* bv. *viciae* is essential for competitive nodulation. *Mol Microbiol* 63:348-362.



THE TRIPARTITE SYMBIOSIS HELPS YOU GET BIGGER YIELD

How can the tripartite symbiosis improve crop productivity?

Each phase of the plant growth requires a lot of nutrients and energy to obtain higher yield. “[...] *the tripartite interactions between legumes, AMF [Arbuscular Mycorrhizal Fungi] and rhizobia cause increases in legume productivity, and the N:P:C supply ratio as influenced by the tripartite symbiotic associations plays a fundamental role in controlling the legume’s photosynthetic rate and biomass productivity.*”^A

How do the technologies work? Mycorrhizae develop a network that explores the soil and accesses more nutrients and water to transfer to the plant; rhizobium fixes nitrogen and makes it available to the plant. By working together, they influence positively the plant for increased yield.

A Koele et al. 2014. VFRC Report 2014/1, pp. 1-57.
B Kaschuk et al. 2009. Soil Biol. Biochem. 41:1233-1244.
C Shinde et al. 2016. Int. J. Bioassays. 5:4954-4957.

Help feed the plant

N and P are major nutrients for the plant. “*Tripartite associations of host plants with both rhizobia and AMF [Arbuscular Mycorrhizal Fungi] benefit the host plant by increased P uptake through the mycorrhizal association balancing the high input of N through rhizobial N-fixation.*”^A In addition, mycorrhizae reach more water and nutrients needed by legumes such as B, Ca, Cu, Fe, K, Mn, Mo and Zn, key components for energy production.

Higher photosynthesis

When used in combination, mycorrhizae and rhizobium increase the photosynthetic rate by 51%^B. “*The rate of photosynthesis increased substantially more than the C [Carbon] costs of the rhizobial and AM [Arbuscular Mycorrhizal] symbioses.*”^B The total increased sugar production by the plant far outweighs the cost to “house” the partners.

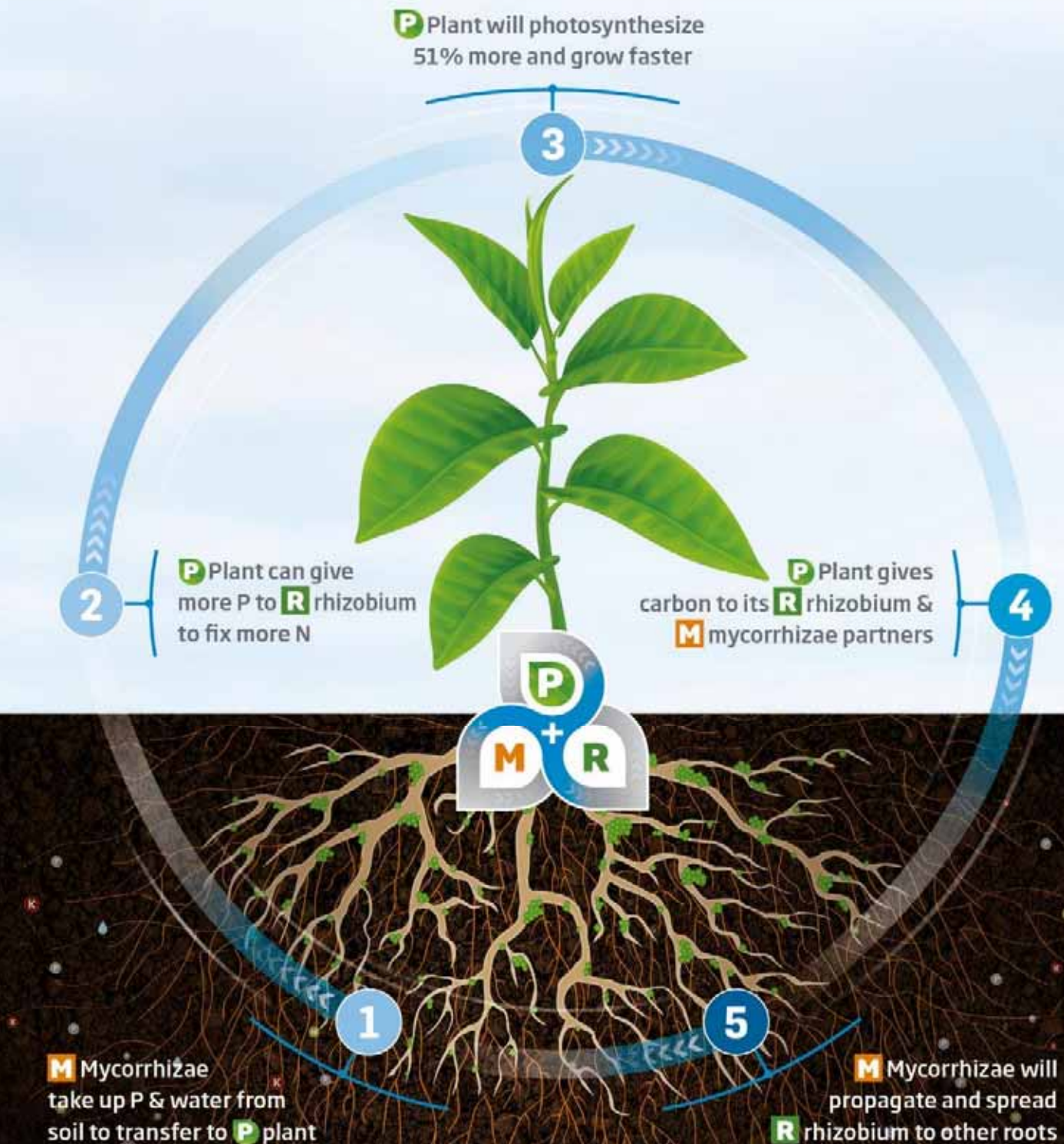
Better productivity

Better nutrient use efficiency and bigger biomass result in higher yield from each legume plant (harvest index). For example, “[...] *it has been found that pea plants coinoculated with Rhizobium leguminosarum and AMF [Arbuscular Mycorrhizal Fungi] has shown best results regarding plant height, plant dry mass, nodule fresh weight, number of seeds, seed weight, seed yield, number of root nodules, number of pods per plant, average pod weight and pod length [...].*”^C

TRIPARTITE SYMBIOSIS

BIOLOGICAL INTERACTIONS BETWEEN MYCORRHIZAE, RHIZOBIUM AND PLANTS

By enhancing root system growth and creating a network of filaments, mycorrhizae help plants to uptake more nutrients, such as phosphorus, and increase the nodulation process for the rhizobium.



AGTIVATED

THE CANOLA ROTATION INOCULANT HELPS YOU COUNTER REDUCED YIELD AFTER CANOLA



What affects your soil biology?

Many crop practices (tillage, fallow land, flooding and crop rotation) contribute to decreasing the beneficial biology, such as mycorrhizal fungi population, in your agricultural soils. For example, it is well known that crops following *Brassicaceae* plants (canola and mustard), in a rotation generally tend to demonstrate reduced yield, compared to results when seeded after another crop. It can largely be explained by the relationship (or lack of relationship) between *Brassicaceae* and beneficial microorganisms, such as mycorrhizae^A. Canola roots exude a toxic compound that reduces populations of those beneficial microorganisms in the soil. Furthermore, the “absence of a mycorrhizal host plant during the fallow period decreases mycorrhizal colonization potential for the succeeding crop and results in P deficiency symptoms in plants that are mycorrhizal dependent, such as corn, soybean, sunflower, and cotton.”^B

-
- A. Gavito, M. E., Miller M. H., 1998. Changes in mycorrhizal development in maize induced by crop management practices. *Plant Soil*. 198: 185-192.
 - B. Ellis, J. R., 1998. Plant Nutrition. Post Flood Syndrome and Vesicular-Arbuscular Mycorrhizal Fungi. *J. Prod. Agric.*, Vol. 11, no.2: 200-204.
 - C. Bagyaraj, D. J. et al. 2015. Phosphorus nutrition of crops through arbuscular mycorrhizal fungi. *Current Science*, Vol. 108, no. 7: 1288-1293.
 - D. Jones, C. E. 2009. Mycorrhizal fungi - powerhouse of the soil. *Evergreen Farming* 8:4-5.
 - E. Grant, C. A. et al. 2001. The importance of early season phosphorus nutrition. *Canadian Journal of Plant Science*. 211-224.

Reach more nutrients and water

Sufficient nutrient and water uptake is critical for effective plant growth and ultimately to maximize your yield potential, especially for low mobility nutrients such as P and Zn.^C By adding a mycorrhizal inoculant, the plant develops a secondary root system (mycorrhizal hyphae) allowing it a larger soil contact surface and thus better to access to nutrients and water. “The absorptive area of mycorrhizal hyphae is approximately 10 times more efficient than that of root hairs and about 100 times more efficient than that of roots.”^D

Ensure early P uptake

“Phosphorus plays a critical role in energy reactions in the plant [such as photosynthesis. Phosphorus is also a key component in building blocs for plant.] Deficits can influence essentially all energy requiring processes in plant metabolism. Phosphorus stress early in the growing season can restrict crop growth, which can carry through to reduce final crop yield.”^E Mycorrhizae make soil phosphorus (P) more available to the plant, and actively absorb and transfer it via the mycorrhizal filament network (hyphae) directly to the root.

Increase your yield potential

By introducing mycorrhizal inoculant close to the seed at seeding, you get the association working early with the full benefits of increased nutrient and water uptake when plants need them. Therefore, get more out of the fertilizer you have already invested into the crop.



PTAGTIV.COM/en/products

APPLICATION MODE									
ACTIVE INGREDIENT	ORGANIC	IN-FURROW	SEED-PIECE TREATMENT AT THE WAREHOUSE	MIXING WITH SEEDS	INCORPORATION INTO GROWING MEDIA	TRANSPLANTING	SEED TREATMENT	FORMULATION	



FIELD CROPS (cereals, flax & dry beans)

AGTIV® FIELD CROPS – • Powder

F: Powder (peat)
S: Case of 4 x 800 g (4 x 1.75 lb) pails
C: Cereals, flax & dry beans: **32 ha (80 acres)** per case
Alfalfa, mix forages & grass: **16 ha (40 acres)** per case

M



AGTIV® FIELD CROPS • Powder

F: Powder (diatomaceous earth)
S: 2 kg (4.4 lb) pail
C: Cereals, flax & dry beans: **16 ha (40 acres)**

M

*



AGTIV® FIELD CROPS • Granular

F: Granules (zeolite)
S: 18.2 kg (40 lb) bag – 364 kg (800 lb) tote bag
C: Cereals, flax & dry beans: Bag: **3.2 ha (8 acres)** – Tote bag: **64 ha (160 acres)**

M



AGTIV® FIELD CROPS • Liquid

F: Liquid (spores in suspension)
S: Case of 2 x 950 ml (2 x 32 fl. oz) bottles
C: Cereals, flax, beans & pulses: **16 ha (40 acres)** per case

M



POTATO

AGTIV® POTATO • Liquid

F: Liquid (spores in suspension)
S: Case of 2 x 950 ml (2 x 32 fl. oz) bottles
C: Potato: **8 ha (20 acres)** per case

M



GREEN PEAS

AGTIV® SPECIALTY CROPS – PEA • Powder

F: Powder (peat)
S: 2.4 kg (5.3 lb) pail
C: Green peas: **8 ha (20 acres)**

M

R




SPECIALTY CROPS

AGTIV® SPECIALTY CROPS • Powder

F: Powder (diatomaceous earth)
S: Case of 4 x 500 g (4 x 1.1 lb) pails
C: Vegetables, berries & garlic

M

*



AGTIV® SPECIALTY CROPS • Granular

F: Granules (peat)
S: 10 kg (22 lb) pail
C: Vegetables, herbs, berries & fruit trees

M



AGTIV® ON SEED™

F: Treated seeds
C: Vegetables and fruits
Ask your representative for more details.

M

B

*



F: Formulation
S: Size
C: Crop/
Coverage

ACTIVE INGREDIENTS:

M MYCORRHIZAE
PTB297 Technology
B BACILLUS
PTB180 Technology

R RHIZOBIUM
PTB160 Technology (pulses)
PTB162 Technology (soybean)
Mesorhizobium ciceri (chickpea)

N New product
C Combo
available

ORGANIC:

For organic use
* Eligibility may vary depending on the territory.
Contact us for more details.



TOOLS

Dedicated to offer technical support for product application, field demonstration, equipment and input compatibility, and to promote educational agronomic knowledge, Premier Tech provides various tools on PTAGTIV.COM.

EASY TO USE

For an easy integration in your farming practices, access:

- ✓ Labels, SDS, organic certificates
- ✓ Application videos, charts and rate calculators

PTAGTIV.COM/en/toolbox

In addition, to ensure performance through efficient and precise application of its inoculants, Premier Tech recommends the use of approved equipment, such as the AGTIV® Liquid Injection Kit, endorsed by pay-back programs on selected AGTIV® products.

PTAGTIV.COM/en/equipment

EFFECTIVE

For the compatibility lists of our active ingredients with various agricultural inputs, such as:

- ✓ Pesticides
- ✓ Liquid fertilizers

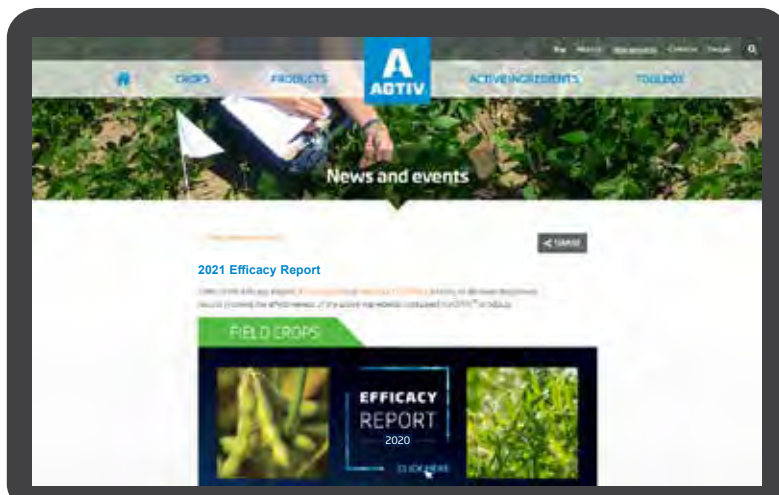
PTAGTIV.COM/en/compatibility

AGRONOMIC KNOWLEDGE

Access blog articles on various agronomic topics:

- ✓ Soil biology
- ✓ Plant health
- ✓ Active ingredients, etc.

PTAGTIV.COM/en/blog



PROVEN RESULTS

Discover the third-party results proving the effectiveness of the active ingredients contained in AGTIV® products:

- ✓ Efficacy report
- ✓ Field observations

[PTAGTIV.COM/en/results](https://ptagtiv.com/en/results)



CONTACT OUR DEDICATED TEAM TODAY.
WE CARE ABOUT YOUR SUCCESS!



World Headquarters
1, avenue Premier
Campus Premier Tech
Rivière-du-Loup (Québec)
G5R 6C1 CANADA



[PTAGTIV.COM](https://www.ptagtiv.com)

1 866 454-5867

info@ptagtiv.com